

TOTAL SOLUTIONS CATALOG



LENX
ALWAYS HUNGRY.



UP TO
50%
FEWER BREAKS*
STEP
BIT DESIGN

UP TO
50%
LONGER
LIFE**

AN INDUSTRY LEADING HOLE MAKING SOLUTION

DEWALT
GUARANTEED TOUGH.



SCAN FOR MORE INFO
(VIDEO)



XR
OUR BEST
PERFORMING
20V
MAX+
BATTERIES & POWER TOOLS**

**Batteries longer life (charge cycles) and more power, not in application vs. DEWALT 20V MAX+ batteries with comparable amp hours.

IRWIN
TRADE STRONG™



DEWALT
ANCHORS & FASTENERS



TABLE OF CONTENTS

LENOX®

Hole Saws	3
Recip Saw Blades	5
Hand Tools	7

DEWALT®

Batteries & Chargers	8
Lasers	9
Press Tools	10
Drain Snake	11
Pex Expanders	11
Shears	11
Pipe Threader	11
Crimping	12
Wire Cutters & Wire Stripper	12
Knockout Tool	13
Wire Mesh Basket Tray Cutter	13
Threaded Rod Cutter	13
Cable Stapler	13
Rivet Tools	14
Ratchets	14
Impacts	14
Drilling	15
Combo Kits	15
Cutting	16
Nailing & Stapling	17
Cut-Off Tool & Grinding	17
Rotary Hammers	18
Chipping Demolition	18
Dust Extraction	19
Cut-Off Saw / Water Tank / Concrete Vibrator	19
DeWalt® Powershift™	20
Lighting	21
Expansion	21
Outdoor Power Equipment	22

DEWALT® ACCESSORIES & HAND TOOLS

Accessories	24
Toughsystem® 2.0 Storage	28
Wearables, Tool Bags & Knee Pads	29
Metal Storage	30
Hand Tools	32

IRWIN®






Hand Tools	34
Flagging & Caution Tape	34
Chalk Reels	35
Accessories	35

DEWALT® ANCHORS & FASTENERS

Anchors Selection Guide	36
Anchors	37
Cast-In-Place Rod Hangers	39
Cordless Concrete Fastening	40
Adhesives	41
Drilit® Fasteners	41

DEWALT® TECHNOLOGY


Tool Connect™ Site Manager	42
Construction Technology	43

DEWALT BATTERY / KIT LEGEND			
SYSTEM	DEWALT #	CAPACITY	KIT SUFFIX
	DCB120	1.3	S1/S2
	DCB122	2.0	F1/F2
	DCB124	3.0	G1/G2
	DCB126	5.0	J1/J2
	DCB201	1.5	C1/C2
	DCB203	2.0	D1/D2
	DCB230	3.0	L1/L2
	DCB240	4.0	Q1/Q2
	DCB204	4.0	M1/M2
	DCB205	5.0	P1/P2
	DCB206	6.0	R1/R2
	DCB208	8.0	W1/W2
	DCB210	10.0	U1/U2
	DCBP034	1.7	E1/E2
	DCBP520	5.0	H1/H2
	DCB2108	8.0	WW1/WW2
	DCB606	6.0	T1/T2
	DCB609	9.0	X1/X2
	DCB216	12.0	Y1/Y2
	DCB615	15.0	Z1/Z2
	DCBPS0554	554 WATT HOURS	AG2




LENOX® now has over a century of cutting expertise. LENOX® has continued to lead the way in the bi-metal hole saw category since 1959 and is now redefining performance again with the introduction of the new SPEED SLOT® Bi-Metal Hole Saw and Step Bit Pilot Drills.


LENOX® HOLE SAWS




1959
Bi-Metal Hole Saw




2004
Carbide Hole Cutter




2006
One Tooth




2008
LENOX® DIAMOND™




2011
SPEED SLOT® Hole Saw




2016
SPEED SLOT® Hole Saw




2019
Carbide Tipped Hole Saw




2020
Multi-Material Hole Saw



2022
Quick Change Arbor



2024
Step Pilot Drill



2024
SPEED SLOT® Bi-Metal Hole Saw

*This hole saw uses manufactured diamonds engineered for cutting

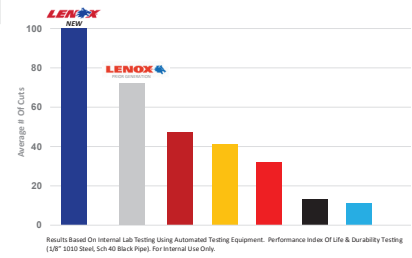
*vs LENOX® Bi-Metal Hole Saw cutting cast iron.

*vs LENOX® Bi-Metal Hole Saw Cutting 2" Thick Pressure-Treated Wood.

*vs Previous generation LENOX® Pilot Drill drilling low carbon steel.

*vs Previous generation LENOX® Bi-Metal Hole Saw drilling low carbon steel.

LENOX® BI-METAL HOLE SAWS: PERFORMANCE LEVELS REDEFINED



AN INDUSTRY LEADING HOLE MAKING SOLUTION



LENOX® SNAP-BACK™ QUICK CHANGE ARBORS

TOOL-FREE BIT CHANGE
No allen key required to change LENOX® pilot bit*.

ANTI-JAM COLLAR
Reinforced collar drives hole saw without jamming or disengaging.

UNIVERSAL HOLE SAW COMPATIBILITY
Accepts all threaded hole saws, no adapters required**.

* Only applies to LENOX® Pilot Drills.
** For the Range of Diameters Listed On Packaging

LENOX® SPEED SLOT® BI-METAL HOLE SAWS

UP TO 50% LONGER LIFE*
Proprietary toothform cuts common construction materials efficiently.

RESISTS TOOTH BREAKAGE
Reinforced tooth design absorbs impact forces from obstructions and bind-ups while drilling.

FAST, EASY PLUG REMOVAL
SPEED SLOT® staircase design for fast plug ejection.

* vs Previous generation LENOX® Bi-Metal Hole Saw drilling low carbon steel.

LENOX® STEP BIT PILOT DRILLS

UP TO 50% FEWER BREAKS*
Proprietary step bit design for less hole saw grabbing resulting in fewer pilot bit breaks.

REDUCES NEED FOR PRE-DRILLING
Drill holes in metal without slamming due to patent pending design.

UNIVERSAL COMPATIBILITY**
Fits both quick change and traditional non-quick change arbors.

* vs Previous generation LENOX® Pilot Drill drilling low carbon steel
** Excluding proprietary arbor systems not using standard 1/4" shank pilot drills

SPEED SLOT® BI-METAL HOLE SAWS

PROD NO	SIZE	PROD NO	SIZE	PROD NO	SIZE	PROD NO	SIZE	PROD NO	SIZE	PROD NO	SIZE
300099L	9/16"	3001717L	1-1/16"	3002525L	1-9/16"	3003434L	2-1/8"	3004646L	2-7/8"	3006262L	3-7/8"
3001010L	5/8"	3001818L	1-1/8"	3002626L	1-5/8"	3003636L	2-1/4"	3004848L	3"	3006464L	4"
3001111L	11/16"	3001919L	1-3/16"	3002727L	1-11/16"	3003838L	2-3/8"	3005050L	3-1/8"	3006666L	4-1/8"
3001212L	3/4"	3002020L	1-1/4"	3002828L	1-3/4"	3004040L	2-1/2"	3005252L	3-1/4"	3006868L	4-1/4"
3001313L	13/16"	3002121L	1-5/16"	3002929L	1-13/16"	3004141L	2-9/16"	3005454L	3-3/8"	3007070L	4-3/8"
3001414L	7/8"	3002222L	1-3/8"	3003030L	1-7/8"	3004242L	2-5/8"	3005656L	3-1/2"	3007272L	4-1/2"
3001515L	15/16"	3002323L	1-7/16"	3003232L	2"	3004343L	2-11/16"	3005858L	3-5/8"	3007474L	4-5/8"
3001616L	1"	3002424L	1-1/2"	3003333L	2-1/16"	3004444L	2-3/4"	3006060L	3-3/4"	3007676L	4-3/4"



PROD NO	SIZE
3008080L	5"
3008888L	5-1/2"
3009696L	6"

MADE IN THE USA
WITH GLOBAL MATERIALS™



SCAN FOR MORE INFO
(Spec Sheet)

SPEED SLOT® BI-METAL HOLE SAW KITS

Convenient Storage for Trade-Specific Uses

30856C600L ELECTRICIAN 9 PIECE KIT 7/8", 1-1/8", 1-3/8", 1-3/4", 2", 2-1/2" Standard Arbors: 2L, 5L One Arbor adaptor	30800600L ELECTRICIAN 10 PIECE KIT 7/8", 1-1/8", 1-3/8", 1-3/4", 2", 2-1/2" Standard Arbors: 2L, 5L One pilot drill, One Arbor adaptor	308021200L ELECTRICIAN 17 PIECE KIT 3/4", 7/8", 1-1/8", 1-3/8", 1-3/4", 2", 2-1/2", 2-11/16", 3", 3-5/8", 4-1/8", 4-3/4" Standard Arbors: 2L, 5L, Three pilot drills	30830600R HVAC/ REFRIGERATION 8 PIECE KIT 5/8", 7/8", 1-1/8", 1-3/8", 1-5/8", 2-1/8" Standard Arbor 5L, 6L	30860C600P PLUMBER'S 9 PIECE KIT 3/4", 7/8", 1-1/8", 1-3/8", 2", 2-1/2" Standard Arbor 2L, 5L One Arbor adaptor	30808600P PLUMBER'S 10 PIECE KIT 3/4", 7/8", 1-1/8", 1-1/2", 1-3/4", 2-1/4", 2-9/16", 3", 3-1/2", 4", 4-1/4", 4-1/2" Standard Arbor 2L, 5L One pilot drill, One Arbor adaptor	308011200P PLUMBER'S 17 PIECE KIT 3/4", 7/8", 1-1/8", 1-1/2", 1-3/4", 2-1/4", 2-9/16", 3", 3-1/2", 4", 4-1/4", 4-1/2" Standard Arbor 2L, 5L Three pilot drills	308042000G BIG DADDY™ 26 PIECE KIT 3/4", 7/8", 1", 1-1/8", 1-3/8", 1-1/2", 1-3/4", 2", 2-1/8", 2-1/4", 2-1/2", 2-11/16", 3", 3-1/4", 3-3/8", 3-5/8", 3-3/4", 4-1/8", 4-1/2", 4-3/4" Standard Arbors: 1L, 2L, 5L, Three pilot drills
---	--	---	---	--	--	---	---

LENOX® SNAP-BACK™ QUICK CHANGE ARBORS

PROD NO	CAPITAL NO	DESCRIPTION	IN	IN
LXA9912PBM	1863166	2L QC WITH STEP BIT PILOT DRILL	1-1/4" - 6"	1/2"
LXA9938PBM	1863167	5L QC WITH STEP BIT PILOT DRILL	9/16" - 1-3/16"	3/8"

COMPATIBLE HOLE SAW SIZES SHANK SIZE

STANDARD ARBORS

ARBORS

		FITS HOLE	SIZES	SHANK	SHANK SIZE	
PROD NO	DESC	SAWS	IN	TYPE	IN	PRIMARY FEATURE
1779774	1L	9L-19L	9/16-1-3/16	HOLLOW HEX	1/2 & LARGER	Adjustable pilot bit
1779801	2L	20L-96L	1-1/4-6	SOLID HEX	1/2 & LARGER	Use for enlarging holes
1779802	3L	20L-96L	1-1/4-6	SOLID HEX	1/2 & LARGER	Solid shank
1779803	4L	9L-19L	9/16-1-3/16	3 SIDED	1/4 & LARGER	Adjustable pilot bit, 3 flats on shank
1779804	5L	9L-19L	9/16-1-3/16	HEX	3/8 & LARGER	Use for 9A-19A arbored hole saws
1779805	6L	20L-96L	1-1/4-6	HEX	3/8 & LARGER	Quick change arbor

LENOX® PILOT DRILLS

PROD NO	CAPITAL NO	DESCRIPTION	IN	IN	COMPATIBLE	STEPPED DESIGN	APPLICATION
LXA99314SPB	2193914	3-7/16" (87MM) PILOT DRILL 1PK	3-7/16"	1/4"	2L QC, 5L QC	●	
LXA99414SPB	2193915	4-1/4" (108MM) PILOT DRILL 1PK	4-1/4"	1/4"		●	
LXA99314CTPB	1863171	3-1/4" (83MM) CARBIDE PILOT DRILL 1PK	3-1/4"	1/4"		—	
LXA99414CTPB	1863173	4-1/4" (108MM) CARBIDE PILOT DRILL 1PK	4-1/4"	1/4"		—	

†Does Not Feature Step Bit Design

ACCESSORIES

PROD NO	DESCRIPTION	IN	SNAP-BACK™	STANDARD
30857AA1	Standard Arbor Adaptor (1 pack)	—	5L	1L, 4L, 5L
3084818X	18" Extension (1 pack)	1/2 & LARGER	2L	1L, 2L, 3L
3084712X	12" Extension (1 pack)	1/2 & LARGER	2L	1L, 2L, 3L
3084310X*	10" Extension (1 pack)	3/8 & LARGER	5L	5L, 6L
3084655X	5-1/2" Extension (1 pack)	1/2 & LARGER	2L	1L, 2L, 3L
3087935PD	1/4" Split Point Stubby Pilot Bit	—	—	—
1852050	5-1/2" SNAP-BACK™ Quick Change Extension	7/16	2L	1L, 2L, 3L
1852047	12" SNAP-BACK™ Quick Change Extension	3/8	5L	5L, 6L
1852048	12" SNAP-BACK™ Quick Change Extension	7/16	2L	1L, 2L, 3L
1852049	18" SNAP-BACK™ Quick Change Extension	7/16	2L	1L, 2L, 3L

* Fits arbored hole saws

CARBIDE TIPPED HOLE SAWS

CARBIDE TIPPED HOLE SAWS

For Drilling Holes in Wood, Steel, Stainless Steel, Cast Iron & Abrasive Material

UP TO **50X** LIFE*
MADE IN THE USA
WITH GLOBAL MATERIALS™

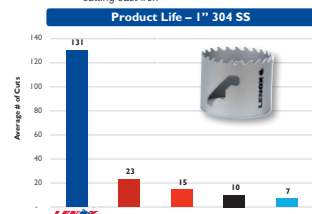
*vs LENOX Bi-Metal Hole Saws cutting cast iron

PROD NO	SIZE	PROD NO	SIZE	PROD NO	SIZE
LXAH31116	11/16"	LXAH3218	2-1/8"	LXAH3358	3-5/8"
LXAH334	3/4"	LXAH3214	2-1/4"	LXAH3334	3-3/4"
LXAH378	7/8"	LXAH3238	2-3/8"	LXAH34	4"
LXAH31	1"	LXAH3212	2-1/2"	LXAH3418	4-1/8"
LXAH3118	1-1/8"	LXAH32916	2-9/16"	LXAH3414	4-1/4"
LXAH3114	1-1/4"	LXAH3258	2-5/8"	LXAH3412	4-1/2"
LXAH3138	1-3/8"	LXAH321116	2-11/16"	LXAH3434	4-3/4"
LXAH3112	1-1/2"	LXAH3	3"	LXAH35	5"
LXAH3158	1-5/8"	LXAH3314	3-1/4"	LXAH3512	5-1/2"
LXAH3134	1-3/4"	LXAH3338	3-3/8"	LXAH36	6"
LXAH32	2"	LXAH3312	3-1/2"		

LXAH3GSET11
CONTRACTOR'S
15 PIECE KIT
3/4", 7/8", 1", 1-1/8",
1-1/4", 1-3/8", 1-1/2",
1-3/4", 2", 2-9/16", 3",
Arbors: 1L, 2L
Two pilot drills

LXAH3PSET6
PLUMBER'S
8 PIECE KIT
3/4", 7/8", 1-1/8", 1-1/2",
1-3/4", 2-1/4", Arbors:
1L, 2L

LXAH3LSET6
ELECTRICIAN'S
8 PIECE KIT
7/8", 1-1/8", 1-3/8",
1-3/4", 2", 2-1/2",
Arbors: 1L, 2L



Test Material: 1" (25mm) 304 Stainless Steel
Test Parameters: 150lbs force @250rpm
Mode of Failure: 2 consecutive cuts
longer than 60 seconds or 1 cut longer
than 90 seconds



SCAN FOR MORE INFO
(Video)

CARBIDE GRIT HOLE SAWS

CARBIDE GRIT RECESSED LIGHTING HOLE SAWS

BEST FOR CUTTING ABRASIVE MATERIALS



PROD NO	SIZE
30861438RL	4-3/8"
12100538RL	5-3/8"
30862638RL	6-3/8"
30863658RL	6-5/8"

CARBIDE HOLE CUTTERS

CARBIDE HOLE CUTTERS

Designed Specifically For Sheet Metal Hole Cutting

ACCURATE, BURR-FREE HOLES

WILL NOT DAMAGE WORK

STARTS ON CONTACT

3087935PD

1/4" split point
stubby pilot bit



30878500CHC

15 PIECE KIT

7/8", 1-1/8", 1-3/8", 1-3/4", 2", 2-1/2" Arbors:
3L, 5L, 1/4" splitpoint pilot bit, Plug ejection
springs, 1/8" hex wrench



PROD NO	SIZE
2009314CHC	7/8"
2009618CHC	1-1/8"
2010022CHC	1-3/8"
2010328CHC	1-3/4"
2010432CHC	2"
2010840CHC	2-1/2"



ONE PIECE DIAMOND™ HOLE SAWS

ONE PIECE DIAMOND™ HOLE SAWS

MORE HOLES. LESS TIME

PROD NO	SIZE
1210740GDS	1/4"
1211416GDS	1"
1211520GDS	1-1/4"
1211722GDS	1-3/8"

PROD NO	DESCRIPTION
1970538	5L ARBOR (FOR RETRACTABLE PILOT DRILL)
1970540	RETRACTABLE PILOT DRILL



MULTI-MATERIAL HOLE SAWS

MULTI-MATERIAL CARBIDE TIPPED HOLE SAWS

FOR FAST, ROUGH-IN DRILLING IN CLEAN WOOD, NAIL-EMBEDDED WOOD, CONCRETE BLOCK, FIBER CEMENT, AND BRICK
UP TO 6X FASTER*

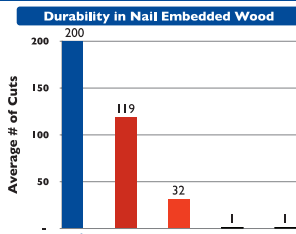
Large carbides and aggressive tooth design cuts through material faster for rough-in applications*

RIPS THROUGH NAILS**

High performance carbides are brazed to the cutting edge for durability and to help prevent tooth loss when hitting nails or drilling through abrasive materials

* vs LENOX Bi-metal Hole Saw Cutting 2" Thick Pressure-Treated Wood

** Based on 2-9/16" Hole Saw Cutting Nail-Embedded Wood



2 9/16" Saws tested on automated machine testing @ 15PSI downforce in 2x4" Nail Embedded Wood. Mode of failure: Over 6 sec cut time

PROD NO	DESCRIPTION
LXAH9123PBM	1-1/4" - 6" QC CARBIDE ARBOR 1/2"
LXAH93342PB	3-3/4" SPADE PILOT BIT

CARBIDE TIP
UP TO 6X FASTER*

PROD NO	SIZE
LXAH4138	1-3/8"
LXAH4134	1-3/4"
LXAH4218	2-1/8"
LXAH42141	2-1/4"
LXAH429162	2-9/16"
LXAH42342	2-3/4"
LXAH431	3"
LXAH4358	3-5/8"
LXAH44	4"
LXAH4414	4-1/4"
LXAH4458	4-5/8"
LXAH4614	6-1/4"



LXAH47SET
7 PIECE HOLE SAW KIT

2-1/8", 2-9/16", 3-5/8"
(1) Self-Feed Quick Change Arbor,
(3) Multi-Material Pilot Bits

LXAH411SET

11 PIECE HOLE SAW KIT
2-1/8", 2-1/4", 2-9/16", 2-3/4", 3-5/8", 4",
4-5/8", (1) Self-Feed Quick Change
Arbor, (3) Multi-Material Pilot Bits



METALMAX™ DIAMOND CUTTING WHEELS

LENOX METALMAX™

New Alternative to Abrasive Cut-Off Wheels



1000+ CUTS
30X LONGER WHEEL LIFE

LENOX METALMAX® wheels deliver 1,000 or more cuts with no need for wheel changes. That is 30 times longer life than thin bonded cut-off wheels.

*Average performance in 1" carbon steel square tube
**This blade uses manufactured diamonds engineered for cutting

TYPE 1 CUT-OFF WHEELS

PROD NO	DIAMETER	THICKNESS	ARBOR	OPTIONAL ARBOR ADJUSTMENT	POWER TOOL TYPE	RPM MAX
1972914	1.5"	.050"	3/8"	1/4"	Die Grinder	40,200
1972917	2"	.050"	3/8"	1/4"	Die Grinder	30,500
1972918	3"	.050"	3/8"	1/4"	Die Grinder	20,300
1972919	4"	.050"	3/8"	1/4"	Die Grinder	15,200
1972920	4"	.050"	5/8"	1/4"	Angle Grinder	15,200
1972921	4.5"	.050"	7/8"	—	Angle Grinder	13,200
1972922	5"	.050"	7/8"	—	Angle Grinder	12,200
1972923	6"	.050"	7/8"	Diamond Knock Out	Angle Grinder/Circular Saw	10,100
1972924	7"	.060"	7/8"	Diamond Knock Out	Angle Grinder/Circular Saw	8,400
1972925	8"	.060"	5/8"	Diamond Knock Out	Circular Saw	7,600
1972926	10"	.100"	5/8"	—	Stationary/Small Chop saw	4,300
1972927	12"	.130"	1"	—	Chop Saw	4,300
1972929	14"	.130"	1"	—	Chop Saw	4,300

TYPE 27 CUT-OFF WHEELS

PROD NO	DIAMETER	THICKNESS	ARBOR	POWER TOOL TYPE	RPM MAX
2044467	4.5"	.050"	7/8"	Angle Grinder	13,200
2044470	6"	.050"	7/8"	Angle Grinder	10,100
2044481	7"	.060"	7/8"	Angle Grinder	8,400

BI-METAL WOOD DRILLING

BI-METAL SHIP AUGER BITS

Tougher Than Nails

PROD NO	SIZE
145450081216	3/4" x 18"
145470081416	7/8" x 18"
145480081516	15/16" x 18"
145490081616	1" x 18"
145510081816	1-1/8" x 18"
145520082016	1-1/4" x 18"
1455707A1216	3/4" x 7-1/2"
1455907A1416	7/8" x 7-1/2"
1456107A1616	1" x 7-1/2"
1456307A1816	1-1/8" x 7-1/2"
1456407A2016	1-1/4" x 7-1/2"

EXTREME DURABILITY
High speed steel cutting edge for superior durability



BI-METAL UTILITY WOOD DRILL BITS

Tougher Than Nails

EXTREME DURABILITY
High speed steel cutting edges provide long life in tough applications, including nail-embedded wood
OPTIMIZED FOR CORDLESS DRILLING
Smooth, effortless drilling extends battery life

PROD NO	SIZE
1094806A1216	6" X 3/4"
1094906A1416	6" X 7/8"
1095006A1616	6" X 1"
1095106A1816	6" X 1-1/8"
1095306A2216	6" X 1-3/8"
10954300S	3 PIECE KIT



BI-METAL SELF-FEED WOOD DRILL BITS

Tougher Than Nails

EXTREME DURABILITY
High speed steel cutting edge for superior durability in nail-embedded wood

PROD NO	SIZE	PROD NO	SIZE
1787511	1"	1787564	2-1/8"
1787512	1-1/8"	1787565	2-1/4"
1787513	1-1/4"	1787566	2-9/16"
1787515	1-3/8"	1787502	3"
1787561	1-1/2"	1787503	3-5/8"
1787562	1-3/4"	1787504	4-5/8"
1787563	2"		





A HISTORY OF RECIP LEADERSHIP

LENOX® now has over a century of cutting expertise, delivering solutions that make our end users more productive. LENOX defined performance in the reciprocating saw blade category since inventing the first bi-metal blade in 1977. LENOX has continued to lead the way in recip performance and is redefining performance levels in the bi-metal reciprocating category with the introduction of WAVE EDGE™ Saw Blade Technology.

LENOX RECIPROCATING SAW BLADES



Bi-Metal Reciprocating Saw Blades

1977



POWER ARC 2X LIFE CURVED BLADE

2014



POWER BLAST TECHNOLOGY Built Stronger Cuts Longer

2016



LAZER CT DEMOLITION CT 10x LIFE

2017



LAZER CT DEMOLITION CT 50x LIFE

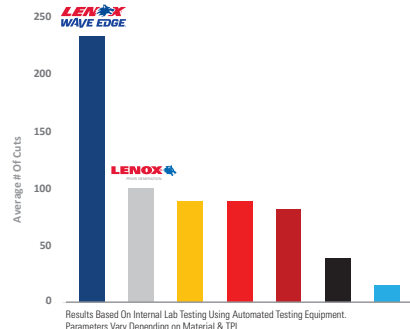
2020



UP TO 50% LONGER LIFE WAVE EDGE SELECT MODELS

2022

LENOX WAVE EDGE™ PERFORMANCE LEVELS REDEFINED



METALWOLF™

DESIGNED FOR EXTENSIVE METAL APPLICATIONS

Thin blade design is ideal for making quick cuts through a range of metal types and gauges



*Only applies to and select METALWOLF™ models - vs. prior LENOX generation.
*For the select models that qualify for this claim, please refer to product packaging.

MULTIWOLF™

CUT THROUGH A WIDE VARIETY OF MATERIALS

Designed for making quick, clean cuts in metal, wood, and plastic



*vs. prior LENOX generations.
*For the select models that qualify for this claim, please refer to product packaging.

DEMOWOLF™

OPTIMIZED TO PERFORM CUT AFTER CUT

Tall, thick blade profile designed to add durability and minimize blade breaks to deliver the endurance needed for rigorous demolition application



*Only applies to DEMOWOLF™ models 950R & 1250R - vs. prior LENOX generation.
*For LENOX blades with this feature, refer to product packaging.

LUMBERWOLF™

CUT THROUGH WOOD WITH NAILS WITH EASE

Blade thickness and profile are ideal for cutting through dense wood with nails




**For LENOX blades with this feature, refer to product packaging.
**Applies to LUMBERWOLF™ blade models except for 634R and 676RC.

SPECIALTY

CUT THROUGH VARIOUS MATERIALS WITH EASE



	LENGTH X WIDTH X THICKNESS	5-PACK	25-PACK	50-PACK	
TPI	IN	PROD NO	PROD NO	PROD NO	APPLICATION
10	6 X 1 X .042	201706110R	20171B6110R	—	Thick Metal
10	9 X 1 X .042	201769110R	20177B9110R	—	Thick Metal
10	12 X 1 X .042	2018212110R	20183B12110R	—	Thick Metal
14	6 X 1 X .035	201726114R	20173B6114R	227640SB6114R	Thick Metal
14	9 X 1 X .035	201789114R	20179B9114R	227660SB9114R	Thick Metal
14	12 X 1 X .042	2018412114R	20185B12114R	—	Thick Metal
12/16	9 X 1 X .042	—	1954462	—	Auto Dismantling, Medium & Thick Metal
12/16	12 X 1 X .042	—	1954463	—	Auto Dismantling, Medium & Thick Metal
18	6 X 1 X .035	201746118R	20175B6118R	227650SB6118R	Medium Metal
18	9 X 1 X .035	201809118R	20181B9118R	227670SB9118R	Medium Metal
18	12 X 1 X .042	2019012118R	20191B12118R	—	Medium Metal
14	4 X 3/4 X .035	20550414R	—	227600SB414R	Thick Metal
14	6 X 3/4 X .035	20564614R	20494B614R	227560SB614R	Thick Metal
14	8 X 3/4 X .035	21519814R	1855567	1855570	Thick Metal
18	4 X 3/4 X .035	20552418R	20489B418R	227590SB418R	Medium Metal
18	6 X 3/4 X .035	20566618R	20529B618R	227510SB618R	Medium Metal
18	8 X 3/4 X .035	20578818R	20487B818R	227540SB818R	Medium Metal
18	12 X 3/4 X .035	21510118R	21511B118R	—	Medium Metal
18	3-5/8 X 5/16 X .035	20521318RC	—	—	Contour Metal
24	6 X 3/4 X .035	20568624R	20496B624R	227570SB624R	Thin Metal
24	8 X 3/4 X .035	20579824R	—	—	Thin Metal



	LENGTH X WIDTH X THICKNESS	5-PACK	25-PACK	50-PACK	
TPI	IN	PROD NO	PROD NO	PROD NO	APPLICATION
10	6 X 3/4 X .035	20562610R	20493B610R	227610SB610R	Wood, Metal, Plastic
10	8 X 3/4 X .050	20580810R	20590B810R	227530SB810R	Wood, Metal, Plastic
10/14	6 X 3/4 X .050	20374650R5	20515B650R	—	Fire Rescue, Wood, Metal, Plastic
10/14	8 X 3/4 X .050	20577850R	20535B850R	—	Fire Rescue, Wood, Metal, Plastic
10/14	12 X 3/4 X .050	20583110R	20491B110R	227580SB110R	Fire Rescue, Wood, Metal, Plastic



	LENGTH X WIDTH X THICKNESS	5-PACK	25-PACK	50-PACK	
TPI	IN	PROD NO	PROD NO	PROD NO	APPLICATION
6	6 X 1 X .062	203706066R5	20514B6066R	—	Demolition, Nail-Embedded Wood
6	9 X 1 X .062	20371966R5	20523B966R	227630SB966R	Demolition, Nail-Embedded Wood
6	12 X 1 X .062	20373106R5	20485B106R	—	Demolition, Nail-Embedded Wood
10	9 X 1 X .050	LXAR950R	LXARB950R	—	Demolition, Wood, Metal, Plastic
10	12 X 1 X .050	LXAR1250R	LXARB1250R	—	Demolition, Wood, Metal, Plastic
10	9 X 1 X .062	20372960R5	20524B960R	227620SB960R	Demolition, Fire and Rescue



	LENGTH X WIDTH X THICKNESS	5-PACK	25-PACK	50-PACK	
TPI	IN	PROD NO	PROD NO	PROD NO	APPLICATION
4	6 X 3/4 X .050	20575634R	—	—	Fast Wood
6	6 X 7/16 X .050	20556676RC	—	—	Nail-Embedded Wood
6	6 X 3/4 X .050	20572656R	20530B656R	227500SB656R	Nail-Embedded Wood
6	9 X 3/4 X .050	20582956R	20588B956R	227520SB956R	Nail-Embedded Wood
6	12 X 3/4 X .050	20585156R	20495B156R	227550SB156R	Nail-Embedded Wood



	LENGTH X WIDTH X THICKNESS	1-PACK	2-PACK	5-PACK	
TPI	IN	PROD NO	PROD NO	PROD NO	APPLICATION
6	6 X 3/4 X .050	—	—	121016W6R	Clean Wood, Plastics, Pruning
6	8 X 3/4 X .050	—	—	121029W6R	Clean Wood, Plastics, Pruning
6	6 X 3/4 X .050	—	—	20570636RP	Drywall/Plaster
Diamond Grit	8 X 3/4 X .040	1083380RDG	—	—	Cast Iron, Tile, Brick & Natural Stone
Diamond Grit	9 X 3/4 X .042	1766338	—	—	Cast Iron, Tile, Brick & Natural Stone
Carbide Grit	9 X 3/4 X .040	—	20576800RG	—	Fiberglass, Ceramic, Tile, Cultured Marble, Clays, Brick

CARBIDE TIPPED RECIPROCATING BLADES



LXARCT5SET 5 PIECE
CARBIDE TIPPED RECIP KIT

MADE IN THE
USA
WITH GLOBAL
MATERIALS[™]

QTY	PROD NO	TPI	LENGTH x WIDTH x THICKNESS	APPLICATION
1	656RCT	6	6 x 1 x .050	
1	6108RCT	8	6 x 1 x .050	
1	6110RCT	10	6 x 1 x .050	
1	956RCT	6	9 x 1 x .050	
1	9108RCT	8	9 x 1 x .050	



121439KPE 9 PIECE
GENERAL PURPOSE KIT

MADE IN THE
USA
WITH GLOBAL
MATERIALS[™]

QTY	PROD NO	TPI	LENGTH x WIDTH x THICKNESS	WAVE EDGE	RAPID PLUNGE	APPLICATION
2	656R	6	6 x 3/4 x .050	—	X	
2	624R	24	6 x 3/4 x .035	X	—	
2	818R	18	8 x 3/4 x .035	X	—	
2	810R	10	8 x 3/4 x .050	X	—	
1	960R	10	9 x 1 x .062	—	—	



1214412RKD 12 PIECE
DEMOLITION KIT

MADE IN THE
USA
WITH GLOBAL
MATERIALS[™]

QTY	PROD NO	TPI	LENGTH x WIDTH x THICKNESS	WAVE EDGE	RAPID PLUNGE	APPLICATION
3	6066R	6	6 x 1 x .062	—	X	
3	6114R	14	6 x 1 x .035	X	—	
2	9114R	14	9 x 1 x .035	X	—	
2	966R	6	9 x 1 x .062	—	X	
2	960R	10	9 x 1 x .062	—	—	



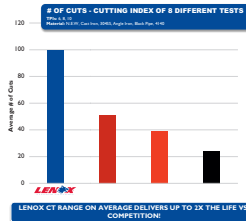
1073415RKG 15 PIECE
GENERAL PURPOSE KIT

MADE IN THE
USA
WITH GLOBAL
MATERIALS[™]

QTY	PROD NO	TPI	LENGTH x WIDTH x THICKNESS	WAVE EDGE	RAPID PLUNGE	APPLICATION
5	614R	14	6 x 3/4 x .035	X	—	
5	618R	18	6 x 3/4 x .035	X	—	
5	656R	6	6 x 3/4 x .050	—	X	

LENOX CARBIDE TIPPED RECIPROCATING SAW BLADES

CARBIDE TIPPED FOR THE HIGHEST PERFORMANCE DEMANDING METAL & NAIL-EMBEDDED WOOD APPLICATIONS



LAZER CT[™]
UP TO **50X** LIFE[™]

UP TO 50X LIFE[™]


High Performance Carbides are welded to the cutting edge for durability and to help prevent tooth loss

*vs. prior generation 10TPI Standard LENOX Bi-Metal reciprocating saw blades cutting cast iron and rebar.

LENGTH X WIDTH X THICKNESS		1-PACK	5-PACK	APPLICATION
TPI	IN	PROD NO	PROD NO	
8	6 X 1 X .050	2014220	2014223	Thick Metal, Medium Metal, Stainless Steel, Fire Rescue
8	9 X 1 X .050	2014224	2014225	Thick Metal, Medium Metal, Stainless Steel, Fire Rescue
8	12 X 1 X .050	LXAR12108CT-1	LXAR12108CT	Thick Metal, Medium Metal, Stainless Steel, Fire Rescue
10	6 X 1 X .050	LXAR6110CT-1	LXAR6110CT	Medium Metal, Thick Metal, Non-Ferrous Metal
10	9 X 1 X .050	LXAR9110CT-1	LXAR9110CT	Medium Metal, Thick Metal, Non-Ferrous Metal
10	12 X 1 X .050	LXAR12110CT-1	LXAR12110CT	Medium Metal, Thick Metal, Non-Ferrous Metal



MADE IN THE
USA
WITH GLOBAL
MATERIALS[™]



SCAN FOR MORE INFO
(LENEX VS FREUD)

UP TO 50X LIFE[™]

High Performance Carbides are welded to the cutting edge for durability and to help prevent tooth loss

DEMOLITION CT[™]
UP TO **50X** LIFE[™]

ENGINEERED FOR FAST PERFORMANCE

Each tooth is precision ground to cut through wood with nails with ease

*vs. prior generation 6TPI Standard LENOX Bi-Metal reciprocating saw blades cutting wood with nails.

LENGTH X WIDTH X THICKNESS		1-PACK	5-PACK	APPLICATION
TPI	IN	PROD NO	PROD NO	
6	6 X 1 X .050	1832118	1832162	Fast Wood, Demolition, Nail-Embedded Wood
6	9 X 1 X .050	1832143	1832144	Fast Wood, Demolition, Nail-Embedded Wood
6	12 X 1 X .050	1832146	1832147	Fast Wood, Demolition, Nail-Embedded Wood



PORTABANDS

MASTER-BAND[™] BLADES

Maximum Performance

Specially treated bands of .023 and .025 thicknesses offer increased blade strength, reducing deflection and twisting of blades

MADE IN THE
USA
WITH GLOBAL
MATERIALS[™]



LENGTH X WIDTH X THICKNESS		3-PACK	25-PACK	APPLICATION
TPI	IN	PROD NO	PROD NO	
10/14	44-7/8 x 1/2 x .023	8011438EW1014	9403B38EW1014	1/4" & larger, most metals
14	44-7/8 x 1/2 x .023	8011538EW14	9404B38EW14	3/16" - 3/8", most metals
14/18	44-7/8 x 1/2 x .023	8011238EW1418	9407B38EW1418	1/8" - 5/16", most metals
18	44-7/8 x 1/2 x .023	8011638EW18	9405B38EW18	3/32" - 1/4", most metals
24	44-7/8 x 1/2 x .023	8011738EW24	—	up to 1/8", most metals
10/14	44-7/8 x 1/2 x .025	80144385EW1014	9399B385EW1014	1/4" & larger, metals, including stainless steel
14	44-7/8 x 1/2 x .025	80145385EW14	—	3/16" - 3/8", metals, including stainless steel
14/18	44-7/8 x 1/2 x .025	80142385EW1418	9401B385EW1418	1/8" - 5/16", metals, including stainless steel
18	44-7/8 x 1/2 x .025	82310385EW18	—	3/32" - 1/4", metals, including stainless steel

WOLF-BAND[®] BLADES

Professional Performance and Exceptional Value

LENGTH X WIDTH X THICKNESS		5-PACK	25-PACK	APPLICATION
TPI	IN	PROD NO	PROD NO	
10/14	44-7/8 X 1/2 X .020	8009838PW10145	3842338PW1014	1/4" (6 mm) & LARGER
14	44-7/8 X 1/2 X .020	8010738PW145	3842438PW14	3/16" (5 mm) - 3/8" (10 mm)
14/18	44-7/8 X 1/2 X .020	8009938PW14185	3842738PW1418	1/8" (3.2 mm) - 5/16"
18	44-7/8 X 1/2 X .020	8010838PW185	3842538PW18	3/32" (2 mm) - 1/4" (6 mm)
24	44-7/8 X 1/2 X .020	8010938PW245	—	UP TO 1/8" (3.2 mm)
10/14	35-3/8 X 1/2 X .020	1786673	—	1/4" (6 mm) & LARGER
14	35-3/8 X 1/2 X .020	1786674	—	3/16" (5 mm) - 3/8" (10 mm)
18	35-3/8 X 1/2 X .020	1786675	1786680	3/32" (2 mm) - 1/4" (6 mm)
24	35-3/8 X 1/2 X .020	1786676	—	UP TO 1/8" (3.2 mm)
LENGTH X WIDTH X THICKNESS		3-PACK	25-PACK	
TPI	IN	PROD NO	PROD NO	APPLICATION
18	27 X 1/2 X .020	LXAPB27183	—	3/32" (2 mm) - 1/4" (6 mm)

MADE IN THE
USA
WITH GLOBAL
MATERIALS[™]

VARI-BIT[®] STEP DRILL BITS

VARI-BIT[®] STEP DRILL BITS

Every Bit More.
Every Step of The Way.

PRECISE, BURR-FREE HOLES

Dual-flute cutting edges deliver clean, round holes

STARTS ON CONTACT WITH NO WALKING

PowerDrive[™] tip is precision ground, starts on contact with no walking

MADE IN THE
USA
WITH GLOBAL
MATERIALS[™]

PROD NO	SIZE	PROD NO	SIZE
30881VB1	1/8" - 1/2" (VB1)	30888VB11	7/8", 1-1/8" (VB11)
30882VB2	1/2" - 1" (VB2)	30912VB12	7/8" - 1-3/8" (VB12)
30883VB3	1/4" - 3/4" (VB3)	30925VBX8	8" Extension (VBX8)
30884VB4	3/16" - 1/2" (VB4)	30929VB30929	4PC KIT VB1, VB3, VB8, VB12
30887VB7	7/8" (VB7)	30889VB8	3PC KIT VB1, VB2, VB3
30908VB8	3/16" - 7/8" (VB8)	LXA30930	3 PC KIT, VB1, VB8, VB11
30909VB9	7/8" - 1-7/32"	68040LNX	Pro Tool Lubricant



POWERDRIVE

2X LONGER LIFE[™]
50% FASTER STARTS[™]



SCAN FOR MORE INFO
(VARI-BIT[®] SPEC SHEET)

KNIVES & BLADES



10771FLK16
LENOX GOLD® LOCKING
TRADESMAN UTILITY KNIFE



LXHT10599
RETRACTABLE
UTILITY KNIFE



LXHT14702
INSULATION
KNIFE



LXHT14703
DUCT KNIFE

**Titanium Nitride
Coating Edge
For Maximum
Blade Life**



20350GOLD5C
LENOX GOLD® BLADES 5-PK

20351GOLD50D
LENOX GOLD® BLADES 50-PK

HACKSAW FRAMES AND BLADES

HT50 HIGH TENSION HACKSAW 50,000 PSI

HIGHEST TENSION. EVER

Unique I-Beam construction allows blade to tension up to 50,000 psi, resulting in fast, straight cuts



12132HT50
HT50 HIGH TENSION HACKSAW

T2™ TECHNOLOGY HACKSAW BLADES

PROD NO	PACK	TPI	LENGTH
20143V214HE	10	14	12
20144V218HE	10	18	12
20145V224HE	10	24	12
20146V232HE	10	32	12



Tension



Use as a
Jab Saw



Comfort
Grips



Stores up to
5 Blades in
I-beam



20997TFHS618636
FOLDING JAB SAW WITH 2
BLADES



20975975
HACKSAW FRAME



20906906
CLOSE QUARTER™ HAND SAW
BLADES

20908908
CLOSE QUARTER™ HAND SAW



20980HSF18
PVC/ABS PLASTIC PIPE 18"
BLADE & HANDLE HAND SAW

20981HSB18
18" REPLACEMENT BLADE

20985HSF12
PVC/ABS PLASTIC PIPE 12"
BLADE & HANDLE HAND SAW

20982HSB12
12" REPLACEMENT BLADE

PIPE WRENCHES

SECURE BITE

Wide jaw with optimized tooth
profile design.



PROD NO	DESCRIPTION
LXHT90610	10" Aluminum
LXHT90614	14" Aluminum
LXHT90618	18" Aluminum
LXHT90624	24" Aluminum
LXHT90636	36" Aluminum
LXHT90708	8" Cast Iron
LXHT90710	10" Cast Iron
LXHT90714	14" Cast Iron
LXHT90718	18" Cast Iron
LXHT90724	24" Cast Iron
LXHT90736	36" Cast Iron

SCREWDRIVERS

MULTI-BIT VERSATILITY

These LENOX® Screwdrivers feature a slip resistance grip and acetate handle for added control, torque and durability. Double-ended bits store conveniently in handle with a removable shaft that offers nut driving capability.

LXHT68000N 9-IN-1 MULTI-BIT SCREWDRIVER

Includes:

PH1 SQ3
PH2 ND 1/4"
SL 3/16" ND 5/16"
SL 1/4" ND 3/8"
SQ2



LXHT68005N 6-IN-1 MULTI-BIT SCREWDRIVER

Includes:

PH2 ND 5/16"
SL 3/16" ND 3/8"
SL 1/4"



PLIERS

UP TO **2X FASTER ADJUSTMENT***
*than traditional groove joint pliers

PROD NO	DESCRIPTION
LXHT90550	8" V JAW QUICK-ADJUST PLIER
LXHT90551	10" V JAW QUICK-ADJUST PLIER
LXHT90552	12" V JAW QUICK-ADJUST PLIER

PROD NO	DESCRIPTION
LXHT90540	PLIERS WRENCH



AVIATION SNIPS

PROD NO	DESCRIPTION
LXHT14340	STRAIGHT
LXHT14341	LEFT CUT
LXHT14342	RIGHT CUT
LXHT14343	BULLDOG
LXHT14344	LONG STRAIGHT
LXHT14345	OFFSET STRAIGHT
LXHT14346	OFFSET LEFT
LXHT14347	OFFSET RIGHT
LXHT14348	OFFSET LEFT RIGHT SET



*Compared to
previous
generation
of LENOX®
Snips



TORPEDO LEVEL



PROD NO	DESCRIPTION
LXHT82659	MAGNETIC LIGHTED
LXHT82658	MAGNETIC

TUBING CUTTERS

PROD NO	TUBING CUTTERS
21008TC58	1/8" – 5/8"
21009TC1	1/8" – 1"
21010TC118	1/8" – 1-1/8"
21011TC138	1-1/8" – 1-3/8"
21012TC134	1/8" – 1-3/4"
21013TC258	1/4" – 2-5/8"



PROD NO	TIGHT SPACE TUBING CUTTERS
14830TS12	1/2"
14831TS34	3/4"
14832TS1	1"
14833TSK	3 Piece Kit



PROD NO	PLASTIC TUBING CUTTERS
12121S1	S1 PEX Cutter 1-5/16" Max. OD
12125S1B	S1 Replacement Blade 1-Pack
12122S2	S2 CPVC 1-5/16" Max. OD
12126S2B	S2 Replacement Blade 1-Pack
LXHT80822	1-5/8" Ratcheting Tubing Cutter
LXHT14123	Ratcheting Replacement Blade 1-5/8"
LXHT80823	2-3/8" Ratcheting Tubing Cutter
LXHT14124	Ratcheting Replacement Blade 2-3/8"

PROD NO	TUBING CUTTER REPLACEMENT WHEELS
14829TSB	Small Copper Cutting



HVAC TOOL



LXHT14350
SEAMER

BATTERIES & CHARGERS

20V MAX*

60V MAX* BRUSHLESS **POWERED BY FLEXVOLT**

- 3-LED Fuel Gauge allows immediate feedback on state of charge

PROPRIETARY BATTERY TECHNOLOGY

WORLD'S FIRST
BATTERY PACK THAT AUTOMATICALLY CHANGES VOLTAGE WHEN YOU CHANGE TOOLS.

PARALLEL MODE = RUNTIME

IN 20V MAX* TOOLS THE BATTERY DELIVERS UP TO 4 TIMES THE RUNTIME**

SERIES MODE = POWER

IN 60V MAX* TOOLS THE BATTERY DELIVERS THE POWER OF A CORDED TOOL



ONE BATTERY, TWO VOLTAGES.

DCB606
20V/60V MAX* FLEXVOLT®
6.0 AH BATTERY

DCB606-2
2-PACK



DCB609
20V/60V MAX* FLEXVOLT®
9.0AH BATTERY

DCB609-2
2-PACK



DCB615
20V/60V MAX* FLEXVOLT® 15.0AH BATTERY



XR
POWERSTACK™

20V XR 5AH

XR
POWERPACK®

20V XR 8AH

50% MORE POWER

LONGER LIFESPAN

COMPACT SIZE

DCBP034
DEWALT POWERSTACK™
20V MAX* (1.7 AH) BATTERY
DCBP034-2
2-PACK



DCBP320
DEWALT POWERSTACK™
20V MAX* (3.5 AH)
DCBP320-2
2-PACK



DCBP520
DEWALT POWERSTACK™
20V MAX* (5 AH) BATTERY
DCBP520-2
2-PACK



DCB2108
20V MAX XR 8AH
BATTERY
DCB2108-2
2-PACK



SCAN FOR MORE INFO
(Video)



SCAN FOR MORE INFO
(Spec Sheet)

DCB104
MULTI-PORT SIMULTANEOUS
FAST CHARGER



12V
20V
60V

DCB1800B
1800 WATT PORTABLE POWER STATION AND
SIMULTANEOUS BATTERY CHARGER

- Output voltage 120VMAX
- Charge Rate 2 amps per port
- MAX AC output 3600 watts peak
- Rated AC output 1800 watts continuous



20V

DWST08050
TOUGHSYSTEM 2.0 20V DUAL
PORT CHARGER

TOUGHSYSTEM 2.0

- Charge up to (2)
DEWALT® 20V MAX* or
DEWALT® 20V/60V MAX*
FLEXVOLT® batteries**
at the same time
in a durable,
weather-resistant box.



SCAN FOR MORE INFO
(Spec Sheet)

DCB1112
12 AMP FAST CHARGER

20V

- Compatible with all 20V MAX* and FLEXVOLT batteries
- Internal fan pulls air across batteries to cool and reduce hot/cold pack delays



DCA2203C
20V MAX* BATTERY ADAPTER
KIT FOR 18V TOOLS

DCA1820
18V TO 20V ADAPTER


20V



DCB094K
USB CHARGING KIT

20V

- Charges all DEWALT® 20V MAX* and FLEXVOLT® batteries
- CHARGES BATTERIES/PERSONAL DEVICES UP TO 100 W with included USB-C port charger



SCAN FOR MORE INFO
(Spec Sheet)



LASERS

DCLE34520G 20V MAX* 5 SPOT GREEN LINE LASER KIT



- 1/8" Accuracy at 30 ft
- LINE CONTROL: Individual laser line and laser spot on/off providing control of lines/spots and extending run times when possible
- PRECISE POSITIONING: Fine adjustment knob



SCAN FOR MORE INFO
(Spec Sheet)

DCLE14201G USB RECHARGEABLE GREEN CROSS LINE LASER KIT



- 11 hours run time per charge
- 2. 1/8" accuracy at 30ft
- 3. Up to 150 ft. visual range d 330ft. maximum range when using DW0892G detector (sold separately)



SCAN FOR MORE INFO
(Spec Sheet)

DCLE34035D1 20V MAX* XR® REMOTE CONTROL 360° LINE LASER KIT



- Remote-Controlled Operation - Help maximize productivity on the job with remote control fine-tune adjustments
- LONG RUNTIME - Work long days with 9 hours of runtime per charge**.

DCLEARCRC1 REMOTE CONTROL




SCAN FOR MORE INFO
(Spec Sheet)

DCLE34021D1 20V MAX* GREEN CROSS LINE LASER KIT



- 2 Green cross line beams, visible to 180 ft (330 with detector)
- 1/8" Accuracy at 30 ft
- 20V MAX* Battery Platform with 16 hour runtime on 2.0 Ah battery



SCAN FOR MORE INFO
(Spec Sheet)

DCLE34031D1 20V MAX* 3X360 LINE LASER



- 1/8" Accuracy at 30 ft
- Last mode memory for quick start up
- 3 x 360° self-leveling lines.



SCAN FOR MORE INFO
(Spec Sheet)

DW0822CG Green Cross Line + Plumb Spot Laser



- 1/8" accuracy at 30 ft
- Green Cross line 100' Visibility range and 165' w/detector (DW0892G)
- Constructed with overmolded housing and IP54 water/debris resistance for dependable outdoor use



SCAN FOR MORE INFO
(Spec Sheet)

DW0822LG-K 12V MAX* 2 Spot Cross Line Green Laser



- 1/8" accuracy at 30 ft
- Integrated Magnetic Bracket
- Locking Pendulum
- Cross Line (Vertical + Horizontal)



DW0825LG-K 12V MAX* 5 Spot + Cross Line Green Laser



- 1/8" accuracy at 30 ft
- Integrated Bracket
- Locking Pendulum
- IP 65 Rating



LASER COMPARISON CHART

BEAM
COLOR

ACCURACY

VISIBLE RANGE
(MAX RANGE
WITH DETECTOR)

12V MAX* / 12V MAX* COMPATIBLE	DW0822LG-K			1/8" @ 30'	100', 165' ** Lines
	DW0825LG-K			1/8" @ 30'	100' Dots 100', 165' ** Lines
ALKALINE	DW0822CG			1/8" @ 30'	100', 165' **

**With detector, not included

LASER COMPARISON CHART

BEAM
COLOR

ACCURACY

VISIBLE RANGE
(MAX RANGE
WITH DETECTOR)

20V MAX* COMPATIBLE	DCLE34520			1/8" @ 30'	280', 330' **
	DCLE34031			1/8" @ 30'	130', 330' **
	DCLE34021			1/8" @ 30'	180', 330' **

**With detector, not included

STANDARD PRESS TOOL AND JAWS

DCE200M2K

20V MAX* CORDLESS PRESS TOOL KIT WITH JAWS
CTS JAW SIZES: 1/2", 3/4", 1", 1-1/4", 1-1/2", 2"



DCE200M2

20V MAX* CORDLESS
PRESS TOOL KIT



SCAN FOR MORE INFO
(Spec Sheet)



DCE201K

2-1/2 IN. TO 4 IN.
STANDARD CTS PRESS
RINGS AND ACTUATOR KIT



DCE202K

1/2 IN. TO 1 IN. STANDARD
IPS PRESS JAWS KIT



DCE203K

1/2 IN. TO 2 IN.
STANDARD IPS PRESS
JAWS AND RINGS KIT



STANDARD CTS JAWS

ITEM NO.	SIZE
DCE200012	1/2"
DCE200034	3/4"
DCE200100	1"
DCE200112	1-1/2"
DCE200114	1-1/4"
DCE200200	2"

STANDARD CTS RINGS

ITEM NO.	SIZE
DCE201212	2-1/2"
DCE201300	3"
DCE201400	4"

DCE200A

STANDARD PRESS
ACTUATOR
FOR STANDARD
PRESS RINGS



STANDARD IPS JAWS

ITEM NO.	SIZE
DCE202012	1/2"
DCE202034	3/4"
DCE202100	1"

STANDARD IPS RINGS

ITEM NO.	SIZE
DCE203114	1-1/4"
DCE203112	1-1/2"
DCE203200	2"



SCAN FOR MORE INFO
(Press Tool Accessory
Compatibility Chart)

PRESS FITTING COMPATIBILITY

FITTING MANUFACTURER	MATERIAL	PRESS SYSTEM	DEWALT® DCE200 STANDARD PRESS TOOL
VIEGA®	COPPER	PROPRESS® & PROPPRESS® XL-C 1/2" - 4"	DEWALT® STANDARD PRESS JAWS AND/OR RINGS FOR CTS
		MEGAPRESS® 1/2" - 2"	DEWALT® STANDARD PRESS JAWS AND/OR RINGS FOR IPS (UP TO 2")
	CARBON STEEL (BIP)	MEGAPRESS® G 1/2" - 2"	DEWALT® STANDARD PRESS JAWS AND/OR RINGS FOR IPS
		MEGAPRESS® XL 2 1/2" - 4"	NOT COMPATIBLE
	STAINLESS STEEL	PROPPRESS® 304 & 316 1/2" - 4"	DEWALT® STANDARD PRESS JAWS AND/OR RINGS FOR CTS
		MEGAPRESS® 304 & 316 1/2" - 2"	DEWALT® STANDARD PRESS JAWS AND/OR RINGS FOR IPS
APOLLO®	COPPER	PUREFLOW® PEX 1/2" - 2"	RIDGID® STANDARD PUREFLOW® PEX JAWS
	COPPER	APOLLOPRESS® 1/2" - 4"	DEWALT® STANDARD PRESS JAWS AND/OR RINGS FOR CTS
NIBCO®	CARBON STEEL (BIP)	POWERPRESS® STANDARD 1/2" - 2"	DEWALT® STANDARD PRESS JAWS AND/OR RINGS FOR IPS
	COPPER	COPPER FITTINGS STANDARD 1/2" - 2"	DEWALT® STANDARD PRESS JAWS FOR CTS
		BENCHPRESS® STANDARD 1/2" - 2"	DEWALT® STANDARD PRESS JAWS AND/OR RINGS FOR IPS
		BENCHPRESS® GAS 1/2" - 2"	DEWALT® STANDARD PRESS JAWS AND/OR RINGS FOR IPS
MUELLER INDUSTRIES®	ACR COPPER	PRESSACR® 1/4" - 1 3/8"	NOT COMPATIBLE
	COPPER	STREAMLINE PRS™ 1/2" - 4"	DEWALT® STANDARD PRESS JAWS AND/OR RINGS FOR CTS

COMPACT PRESS TOOL AND JAWS

DCE210D2

20V MAX* COMPACT PRESS
TOOL KIT

DCE210D2K

20V MAX* COMPACT PRESS TOOL
W/ CTS JAWS KIT 1/2" TO 1 1/4"



- 12% lighter than Ridgid RP-241 with an ergonomic body
- Press up to 209 1/2" press fittings per charge with DCB203 battery
- Pressing head that rotates up to 180°, allowing for access to difficult angles. Jaws can easily be actuated with index finger



DCE210D2K KIT COMPATIBILITY

FITTING MANUFACTURER	MATERIAL	FITTING SYSTEM	1/2" - 1-1/4" COMPACT CTS JAWS
VIEGA®	COPPER	PROPPRESS®	✓
	STAINLESS STEEL	PROPPRESS® 304 & 316	✓
MUELLER INDUSTRIES®	COPPER	STREAMLINE PRS™	✓
ALBERTS IPS APOLLO®	COPPER	APOLLOPRESS®	✓
NIBCO®	COPPER	COPPER PRESS FITTINGS	✓

COMPACT CTS JAWS

ITEM NO.	SIZE
DCE210012	1/2"
DCE210034	3/4"
DCE210100	1"
DCE210114	1-1/4"

COMPACT IPS JAWS

ITEM NO.	SIZE
DCE212012	1/2"
DCE212034	3/4"
DCE212100	1"

COMPACT PRESS ACR® JAWS

ITEM NO.	SIZE
DCE214014	1/4"
DCE214038	3/8"
DCE214012	1/2"
DCE214058	5/8"
DCE214034	3/4"
DCE214078	7/8"
DCE214118	1-1/8"
DCE214138	1-3/8"

COMPACT PRESS JAW KITS

ITEM NO.	SIZE
DCE212K	1/2" - 1" IPS Jaws
DCE214K	1/4" - 7/8" PressACR® Jaws



SCAN FOR MORE INFO
(Spec Sheet)



**CRIMP CONNECT™ IS AN INTELLIGENT
ONBOARD REPORTING SYSTEM.**

CRIMP CONNECT™ ENABLES USER TO TRACK TOOL USAGE AND CREATE REPORTS INCLUDING:

- Date, time, and force of crimps/presses
- Calibration dates
- Number of crimps on tool, crimps since last calibration, and remaining crimps until next calibration
- Jobsites and personnel tool was deployed to
- Track tool usage and dates
- Service history

DRAIN SNAKE

DCD200D1
20V MAX* XR® BRUSHLESS DRAIN SNAKE KIT

DCD200B (Tool Only)



SCAN FOR MORE INFO
(Spec Sheet)



DCD2000
DRAIN SNAKE
REPLACEMENT DRUM

DCD2005
5/16" X 25' BLACK OXIDE
DRAIN CABLE WITH BULB HEAD

COPPER SWAGE

HEAD SIZE

ITEM NO.	SIZE
DCE450014	1/4"
DCE4500516	5/16"
*DCE4550038	3/8"
*DCE450012	1/2"
*DCE450058	5/8"
*DCE450034	3/4"
*DCE450078	7/8"
*DCE450118	1-1/8"
DCE450138	1-3/8"
DCE450158	1-5/8"

*INCLUDED IN KIT



DCE450D1
20V COPPER SWAGE TOOL KIT



SCAN FOR MORE INFO
(Spec Sheet)

PEX EXPANDERS

DCE400D2
20V MAX* 1 IN. CORDLESS PEX EXPANDER KIT

DCE400B (Tool with select heads and grease)

- Expands up to 1"



SCAN FOR MORE INFO
(Spec Sheet)



Included in Kit*

EXPANSION HEADS

ITEM NO.	SIZE
DCE40038	3/8"
DCE40012*	1/2"
DCE40058	5/8"
DCE40034*	3/4"
DCE4001*	1"

DCE410P1
20V MAX* XR 1-1/2" PEX EXPANDER KIT
W/ EXPANSION HEADS

DCE410B (Tool Only)

- Lightest Expander for 1 1/4" and 1 1/2" PEX**
- Expands 3/8" to 1-1/2" ASTM F1960 Type A and Type B PEX Pipe (Wirsbo Compatible)
- Automatic Rotating Head Action for Even Pipe Expansion



Included in Kit*

EXPANSION HEADS

ITEM NO.	SIZE
DCE410100*	1"
DCE410125*	1-1/4"
DCE410150*	1-1/2"



SCAN FOR MORE INFO
(Spec Sheet)

DCE400GR
PEX EXPANDER
GREASE



SHEARS



DCS491M2
20V MAX* 18GA SWIVEL HEAD
DOUBLE CUT SHEAR KIT

DCS491B (TOOL ONLY)



DCS494M2
20V MAX* SWIVEL HEAD
SHEAR KIT (14 GAUGE)

DCS494B (TOOL ONLY)



DCS498B
20V MAX* 5/8" FIBER
CEMENT SHEAR (TOOL ONLY)



DCS496B
20V MAX* SWIVEL HEAD
OFFSET SHEARS (18 GAUGE)
(TOOL ONLY)

PIPE THREADER

DCE700X2K
FLEXVOLT® 60V MAX* CORDLESS PIPE THREADER KIT WITH DIE HEADS

DCE700X2
FLEXVOLT® 60V MAX* CORDLESS
PIPE THREADER KIT



SCAN FOR MORE INFO
(Spec Sheet)



REPLACEMENT DIES

ITEM NO.	SIZE	STYLE
DCE700012	1/2"	12R
DCE700034	3/4"	12R
DCE700100	1"	12R
DCE700114	1-1/4"	12R
DCE700112	1-1/2"	12R
DCE700200	2"	12R



CRIMPING

DCE300M2
20V MAX* 12
TON DIED CABLE
CRIMPING TOOL KIT



DCE350M2
20V MAX* 6 TON
DIELESS CABLE
CRIMPING TOOL KIT




DCE310D2
20V MAX* 7.3 TON
COMPACT DIED
CRIMPING TOOL KIT



SCAN FOR MORE INFO
(Spec Sheet)

- #8 - 750 MCM Cu / 750 Al crimping capacity for copper and aluminum cable.
- Onboard diagnostics indicates battery life successfully completed cycles, service needed, and operating temperature range
- 270° pivoting head allows the crimper to maneuver in tight spaces



SCAN FOR MORE INFO
(Spec Sheet)

- #8 - 750 MCM Cu / 750 Al crimping capacity for copper and aluminum cable and connectors
- Onboard diagnostics indicates battery state of charge, successfully completed cycle, service needed, and operating temperature range of the tool
- 360° pivoting head allows the crimper to maneuver in tight spaces



SCAN FOR MORE INFO
(Spec Sheet)



WIRE CUTTERS

DCE150D1
20V MAX* CABLE CUTTING TOOL KIT



DCE150B (Tool Only)

DCE1501
CABLE CUTTING
TOOL REPLACEMENT
BLADE

- Able to cut up to 750 MCM Copper and 1000 MCM Aluminum Cable



DCE155D1
20V MAX* CORDLESS ACSR CABLE CUTTING TOOL KIT



SCAN FOR MORE INFO
(Spec Sheet)

- Cuts up to 1590 ACSR, 750 MCM Copper or 1000 MCM Aluminum



DCE1551
ACSR CABLE
CUTTING
TOOL
REPLACEMENT
BLADE

U-DIE KITS

ITEM NO.	TYPE
DCE3100CK	15 piece Cu: 8 AWG - 600 MCM Kit
DCE3100AK	12 piece AL: 8 AWG - 350 MCM

U-DIES

ITEM NO.	COPPER	ITEM NO.	ALUMINUM
DCE31008CU	8 AWG Cu	DCE31008AL	8 AWG AL
DCE31006CU	6 AWG Cu	DCE31006AL	6 AWG AL
DCE31004CU	4 AWG Cu	DCE31004AL	4 AWG AL
DCE31002CU	2 AWG Cu	DCE31002AL	2 AWG AL
DCE31001CU	1 AWG Cu	DCE31001AL	1 AWG AL
DCE310010CU	1/0 AWG Cu	DCE310010AL	1/0 AWG AL
DCE310020CU	2/0 AWG Cu	DCE310020AL	2/0 AWG AL
DCE310030CU	3/0 AWG Cu	DCE310030AL	3/0 AWG AL
DCE310040CU	4/0 AWG Cu	DCE310040AL	4/0 AWG AL
DCE3100250CU	250 MCM Cu	DCE310250AL	250 MCM AL
DCE3100300CU	300 MCM Cu	DCE310300AL	300 MCM AL
DCE3100350CU	350 MCM Cu	DCE310350AL	350MCM AL
DCE3100400CU	400 MCM Cu		
DCE3100500CU	500 MCM Cu		
DCE3100600CU	600 MCM Cu		

WIRE STRIPPER

DCE151TD1
20V MAX* XR® CORDLESS CABLE STRIPPER KIT

DCE151B (Tool Only)

- Depth gauge consistently strips cable up to 4 in.
- Included quick-release bushings allow you to quickly change bushings for each cable size
- E-Clutch™ system helps the user maintain control of the tool if it becomes jammed.
- Capacity - THHN/XHHW CU #6 AWG - 750 MCM
- Capacity - THHN/XHHW AL #6 AWG - 900 MCM



SCAN FOR MORE INFO
(Spec Sheet)

BUSHINGS INCLUDED IN KIT (DCE151TD1)

ITEM NO.	CABLE SIZE	BUSHING
DCE1513	1/0-2/0 Cu, 2/0 Al	B3
DCE1514	2/0 Cu, 3/0 Al	B4
DCE1515	3/0 Cu	B5
DCE1516	3/0 Cu, 4/0 Al	B6
DCE1517	4/0 Cu	B7
DCE1518	4/0-250 MCM Cu, 250 MCM Al	B8
DCE1519	250 MCM Cu, 300 MCM Al	B9
DCE15110	250-300 MCM Cu, 300 MCM Al	B10
DCE15111	300 MCM Cu, 350 MCM Al	B11
DCE15112	350 MCM Cu, 400 MCM Al	B12
DCE15113	350-400 MCM Cu, 400 MCM Al	B13
DCE15114	350-400 MCM Cu	B14
DCE15115	500 MCM Al	B15
DCE15116	500 MCM Cu	B16
DCE15117	500 MCM Cu, 600 MCM Al	B17
DCE15118	500-600 MCM Cu, 600 MCM Al	B18
DCE15119	600 MCM Cu	B19
DCE15120	600 MCM Cu, 700 MCM Al	B20
DCE15121	600-700 MCM Cu, 750 MCM Al	B21
DCE15122	700 MCM Cu	B22
SOLD SEPARATELY		
DCE1511	1/0 Cu, 1/0 Al	B1
DCE1512	1/0 Cu	B2
DCE15123	700-750 MCM Cu, 900 MCM Al	B23
DCE15124	750 MCM Cu, 900 MCM Al	B24

KNOCKOUT TOOL

DCE600D1K2
20V MAX* 11 TON HYDRAULIC KNOCKOUT TOOL KIT WITH 1/2" – 2" PUNCHES AND DIES

DCE600D1
20V MAX* 11 TON HYDRAULIC KNOCKOUT TOOL KIT



- CAPACITY: One punch for both mild (10 ga) and stainless steel (12 ga), alleviating the need to buy, track, and store multiple knockout punches.



KNOCKOUT DIES, PUNCHES, AND STUDS

ITEM NO.	SIZE
DCE600012D	1/2" Die
DCE600012P	1/2" Punch
DCE600034D	3/4" Die
DCE600034P	3/4" Punch
DCE600100D	1" Die
DCE600100P	1" Punch
DCE600114D	1-1/4" Die
DCE600114P	1-1/4" Punch
DCE600112D	1-1/2" Die
DCE600112P	1-1/2" Punch
DCE600200D	2" Die
DCE600200P	2" Punch
DCE600DS716	7/16" Draw Stud
DCE600DS34	3/4" Draw Stud

PUNCH & DIE KIT

ITEM NO.	SIZE
DCE6002K	1/2" – 2"




WIRE MESH BASKET TRAY CUTTER

DESIGNED TO QUICKLY CUT UP TO 6 MM CARBON STEEL AND STAINLESS STEEL CABLE TRAY

DCE158D1
20V MAX* XR® BRUSHLESS CORDLESS WIRE MESH CABLE TRAY CUTTER KIT

DCE1581 (Replacement cutting die)



SCAN FOR MORE INFO
(Spec Sheet)



- CUT CARBON AND STAINLESS STEEL wire mesh cable tray up to 1/4"
- BUILT TO MINIMIZE BURRS and reduce the need for filing with a specialized head design



THREADED ROD CUTTER

DESIGNED TO CLEANLY CUT THREADED ROD

DCS350D1
20V MAX* THREADED ROD CUTTER KIT

DCS350B (Tool Only)




SCAN FOR MORE INFO
(Spec Sheet)

- Able to cut 1/4", 3/8", 1/2" Mild Steel Coarse Threaded Rod
- Able to cut 1/4", 3/8" Stainless Steel Coarse Threaded Rod
- Clean, burr-free cuts allowing for easy threading

REPLACEMENT DIE SETS

ITEM NO.	SIZE
DCS35038	3/8"
DCS35012	1/2"
DCS3501	1/4", 3/8", 1/2"



CABLE STAPLER

DCN701D1
20V MAX* CORDLESS CABLE STAPLER KIT

DCN701B
(Tool Only)



SCAN FOR MORE INFO
(Spec Sheet)

- Proprietary cable guide to line up shots
- Extended trigger provides easy use in multiple orientations
- Center-mounted LED for workplace illumination
- Adjustable belt hook for left or right attachment depending on user preference



Compatible with DEWALT DRS18100
1" Insulated Cable Staples (sold separately)

DRS18100
1" INSULATED CABLE STAPLES



UL Approved Romex® Cable Combinations
(NM Sheathed Cable)
Combinaciones de cable UL aprobado por Romex®
(Cable NM con funda plástica)
Ensembles de câbles Romex® homologués UL
(Câble sous gaine non métallique)



CABLE GAUGE CALIBRE DEL CABLE CALIBRE DE CÂBLE	SINGLE CABLE CABLE ÚNICO CÂBLE SIMPLE	DOUBLE STACKED CABLE CABLE DOBLE CÂBLE EMPILÉ DOUBLE
14-2	✓	✓
14-3	✓	✓
12-2	✓	✓
12-3	✓	✓
10-2	✓	✓
10-3	✓	x

ANY COMBINATION:
14-2 OR 14-3 OR 12-2
OR 12-3 OR 10-2
CUALQUIER
COMBINACIÓN:
14-2 O 14-3 O 12-2
O 12-3 O 10-2
TOUTE COMBINAISON:
14-2 OU 14-3 OU 12-2
OU 12-3 OU 10-2

Also suitable for use with low voltage cables such as CAT3, CAT5 and coax.
También apto para usar con cable de bajo voltaje, tal como cable CAT3, CAT5 y coaxial.
Compatible également pour être utilisé avec des câbles basse tension comme des câbles CAT3, des câbles CAT5 et du câble coaxial.

RIVET TOOLS

DCF403D1
20V MAX* XR® BRUSHLESS CORDLESS
3/16" RIVET TOOL KIT

DCF403B
(Tool Only)



DCF414GE2
20V MAX* XR® BRUSHLESS CORDLESS
1/4" RIVET TOOL KIT WITH DEWALT
POWERSTACK™


DCF414B
(Tool Only)



RATCHETS

DCF510GE1
20V MAX* XR® BRUSHLESS CORDLESS
3/8" & 1/2" SEALED HEAD RATCHET WITH
DEWALT POWERSTACK™


DCF510B (Tool Only)



DCF512D1
ATOMIC™ 20V MAX* BRUSHLESS
1/2 IN. RATCHET KIT
DCF512B (Tool Only)



DCF513D1
ATOMIC™ 20V MAX*
BRUSHLESS
3/8 IN. RATCHET KIT
DCF513B (Tool Only)




IMPACTS

IMPACT DRIVERS

DCF850P1
ATOMIC™ 20V MAX* 1/4 IN. BRUSHLESS
3-SPEED IMPACT DRIVER KIT (5.0AH)

DCF850P2 (2-BATTERY KIT (5.0AH))
DCF850E1 (KIT W/POWERSTACK™ 1.7 AH)
DCF850B (Tool Only)

- Max Fastening Torque 1825 in-lbs



DCF860WW1
20V MAX XR Premium
1/4" Impact Driver
(8.0AH Kit)

DCF860B (Tool Only)


- Max Fastening Torque 2,500 in-lbs



DCF870E1
20V MAX* XR® BRUSHLESS CORDLESS
1/4 IN. QUIET HYDRAULIC IMPACT
DRIVER KIT WITH XR POWERSTACK™

DCF870B (Tool Only)

- Max Fastening Torque 500 in-lbs



IMPACT WRENCHES

DCF923P2
ATOMIC™ 20V MAX* 3/8 IN. IMPACT
WRENCH W/ HOG RING ANVIL KIT (5.0AH)


DCF923E1
(KIT W/POWERSTACK™ 1.7 AH)
DCF923B (Tool Only)

- Max Fastening Torque 300 ft-lbs
- Max Breakaway Torque 450 ft-lbs



DCF922B
ATOMIC™ 20V MAX* 1/2 IN. IMPACT
WRENCH W/ DETENT PIN RING ANVIL
(Tool Only)


- Max Fastening Torque 300 ft-lbs
- Max Breakaway Torque 450 ft-lbs



DCF921P2
ATOMIC™ 20V MAX* 1/2 IN. IMPACT
WRENCH W/ HOG RING ANVIL KIT (5.0AH)

DCF921E1
(KIT W/POWERSTACK™ 1.7 AH)
DCF921B (Tool Only)


- Max Fastening Torque 300 ft-lbs
- Max Breakaway Torque 450 ft-lbs



IMPACT WRENCHES

DCF892B
20V MAX* XR® 1/2 IN. MID-RANGE
IMPACT WRENCH WITH DETENT PIN
ANVIL (Tool Only)

- Max Fastening Torque 600 ft-lbs
- Max Breakaway Torque 800 ft-lbs



DCF891P2
20V MAX* XR® 1/2 IN.
MID-RANGE IMPACT
WRENCH KIT WITH HOG
RING ANVIL (5.0AH)

DCF891GP2
(KIT W/OIL-RESISTANT 5.0AH BATTERIES)

- Max Fastening Torque 600 ft-lbs
- Max Breakaway Torque 800 ft-lbs



DCF900P2
20V MAX* XR® 1/2 IN. 3-SPEED
IMPACT DRIVER KIT (5.0AH)

DCF900B (Tool Only)

- Max Fastening Torque 1,030 ft-lbs
- Max Breakaway Torque 1,400 ft-lbs



DCF898P2
20V MAX* XR® HIGH TORQUE 7/16"
IMPACT WRENCH WITH QUICK
RELEASE CHUCK KIT (5.0AH)

DCF898B (Tool Only)

- Max Fastening Torque 600 ft-lbs
- Max Breakaway Torque 800 ft-lbs



DCF961GP1 20V MAX* XR®
BRUSHLESS 1/2 IN. HIGH TORQUE
IMPACT WRENCH KIT (5.0AH)

DCF961B (Tool Only)


- Max Fastening Torque 1,200 ft-lbs
- Max Breakaway Torque 1,750 ft-lbs



DCF964GH1 20V MAX* XR®
BRUSHLESS CORDLESS 3/4 IN.
HIGH TORQUE IMPACT WRENCH
WITH HOG RING ANVIL KIT WITH XR
POWERSTACK™

DCF964B (Tool Only)

- Max Fastening Torque 1,420 ft-lbs
- Max Breakaway Torque 1,900 ft-lbs



DRILLING

DCD1007WW1

20V MAX* XR BRUSHLESS CORDLESS 1/2" HAMMER DRILL KIT (8.0AH)

DCD1007B (Tool Only)

- No Load drill speed Drill: 0-450 / 0-1,200 / 0-2,000 RPM
- MAX BPM: 0-8,500 / 0-22,100 / 0-38,250
- Unit Watts Out 1,530 UW0



SCAN FOR MORE INFO
(3/8" Spec Sheet)



DCD805D2

20V MAX* XR® BRUSHLESS CORDLESS 1/2 IN. HAMMER DRILL/DRIVER KIT (2.0 AH)

DCD805B (Tool Only)



- No Load Speed Drill 0-650 / 0-2,000 RPM
- MAX BPM 0-11,050 / 0-34,000
- Unit Watts Out 900 UW0



SCAN FOR MORE INFO
(Spec Sheet)



DCD800P1

20V MAX* XR® BRUSHLESS CORDLESS 1/2 IN. DRILL/DRIVER KIT (5.0 AH)

DCD800D2 (2-BATTERY KIT (2.0AH)


DCD800D1E1 (KIT W/ POWERSTACK™ 1.7 AH)

DCD800E2 (KIT W/ 2 POWERSTACK™ 1.7 AH)

DCD800B (Tool Only)



- No load drill speed 0-650 / 0-2,000 RPM
- Unit Watts Out 900 UW0



SCAN FOR MORE INFO
(Spec Sheet)



COMBO KITS

DCK2100P2

20V MAX* BRUSHLESS 2-TOOL KIT INCLUDING HAMMER DRILL/DRIVER WITH DEWALT FLEXVOLT® ADVANTAGE™ (5.0AH)



DCK299P2

20V MAX* CORDLESS BRUSHLESS XR® HAMMERDRILL & IMPACT DRIVER COMBO KIT (5.0AH)



DCD1624GX2

20V MAX* BRUSHLESS CORDLESS 2 IN. MAGNETIC DRILL PRESS WITH FLEXVOLT ADVANTAGE™ KIT

DCD1624B (Tool Only)



SCAN FOR MORE INFO
(Spec Sheet)



DCD447WW1

20V MAX* XR® BRUSHLESS CORDLESS 7/16 IN. QUICK CHANGE COMPACT STUD & JOIST DRILL KIT WITH XR POWERPACK™

DCD447B (Tool Only)



SCAN FOR MORE INFO
(Spec Sheet)



DCD446B

20V MAX* XR® BRUSHLESS CORDLESS 1/2 IN. COMPACT STUD & JOIST DRILL (TOOL ONLY)

DCD470X1

60V MAX* IN-LINE STUD AND JOIST DRILL WITH E-CLUTCH® SYSTEM KIT

DCD470B (Tool Only)

- Anti-rotation E-CLUTCH System detects the motion of the tool. This feature senses the motion of the tool and shuts it down if necessary. The red indicator LED illuminates when the E-CLUTCH System is engaged.



DCF630D2

20V MAX* XR® BRUSHLESS DRYWALL SCREWGUN KIT (2.0 AH)

DCF630E1

(KIT WITH POWERSTACK™ 1.7 AH)

DCF630B (Tool Only)



- Wide variable speed range with dedicated High and Low settings helps optimize usage in light- and heavy-gauge substrates



SCAN FOR MORE INFO
(Spec Sheet)

CUTTING

DCS377Q1
ATOMIC™ 20V MAX* BRUSHLESS 1-3/4 IN.
BAND SAW KIT (4.0 AH)

DCS377B (Tool Only)




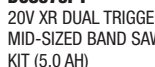
- Max Cut Capacity 1-3/4"
- Blade Length 27-1/4"



SCAN FOR MORE INFO
(Spec Sheet)

DCS378P1
20V XR MID-SIZED
BAND SAW KIT (5.0 AH)

DCS379P1
20V XR DUAL TRIGGER
MID-SIZED BAND SAW
KIT (5.0 AH)



SCAN FOR MORE INFO
(Spec Sheet)

DCS378B
(Tool Only)

DCS379B
(Tool Only)



- Max Cut Capacity 3-1/4"
- Blade Length 35-3/8"



DCS374P2
20V MAX* XR® BRUSHLESS DEEP
CUT BAND SAW KIT (5.0 AH)

DCS376P2
20V MAX* XR® BRUSHLESS 5"
DUAL SWITCH BAND SAW KIT
(5.0 AH)



- Max Cut Capacity 4-3/4"
- Blade Length 44-7/8"



DCS374B
(Tool Only)

DCS376B
(Tool Only)



DCS389X2
FLEXVOLT® 60V MAX* BRUSHLESS
RECIPROCATING SAW 2-BATTERY KIT (9.0 AH)

DCS389X1
(1-BATTERY KIT 9.0 AH)

DCS389B (Tool Only)



- Strokes per minute: 0-3,000 spm

DCS356C1
20V MAX* XR® 3-SPEED CORDLESS
OSCILLATING MULTI-TOOL KIT (Lithium Ion)

DCS356D1 (KIT 2.0AH)
DCS356S1 (KIT 2.0AH)
DCS356B (Tool Only)



- 3-speed selector
- A brushless motor delivers up to 57% more runtime over brushed

DCS369P1
ATOMIC™ 20V MAX* ONE-
HANDED RECIPROCATING
SAW KIT (5.0 AH)

DCS369E1
(KIT WITH POWERSTACK™
1.7 AH)

DCS369B (Tool Only)



- Strokes per minute:
0-2,800 spm

DCS380P1
20V MAX* CORDLESS
RECIPROCATING SAW
KIT (5.0 AH)

DCS380B (Tool Only)



- Strokes per minute:
0-3,000 spm

DCS367P1
20V MAX* XR® BRUSHLESS
COMPACT RECIPROCATING
SAW KIT (5.0 AH)

DCS367B (Tool Only)



- Strokes per minute:
0-2,900 spm

DCS382H1
20V MAX* XR® BRUSHLESS
CORDLESS RECIPROCATING
SAW KIT WITH DEWALT
POWERSTACK™ 5.0 AH
BATTERY

DCS382B (Tool Only)



- Strokes per minute:
0-3,200 spm

DCS384WW1
20V MAX* XR® BRUSHLESS
CORDLESS RECIPROCATING
SAW KIT WITH XR
POWERPACK™

DCS384B (Tool Only)



- Strokes per
minute:
0-3,000 spm



SCAN FOR MORE INFO
(Spec Sheet)

DCS571P1
ATOMIC™ 20V MAX*
BRUSHLESS 4-1/2 IN.
CIRCULAR SAW KIT (5.0 AH)

DCS571E1
(KIT WITH POWERSTACK™
1.7 AH)

DCS571B (Tool Only)



- Compact at only 12.5 in.
front to back
- 37% Lighter than the
DCS367 Reciprocating
Saw (tool only)
- LED to help illuminate dark
work spaces

DWA412TCT
4-1/2 IN. Circular
Saw Blade

DCS391P1
20V MAX* 6-1/2 IN.
CIRCULAR SAW KIT
(5.0 AH)

DCS391B (Tool Only)




- Powerful 5150 rpm
motor delivers power and
speed to make the
most demanding cuts
with ease
- Optimized rubber
overmolded comfort
grip delivers optimal
balance and control

DWA161218
6-1/2 IN. Blade
18 Tooth

DCS590WW1
20V MAX* XR® BRUSHLESS
CORDLESS 7-1/4 IN.
CIRCULAR SAW KIT WITH XR
POWERPACK™

DCS590B (Tool Only)




SCAN FOR MORE INFO
(Spec Sheet)

DWA171424B10
7-1/4 IN. Blade
24 Tooth

DCS578X2
FLEXVOLT® 60V MAX* BRUSHLESS
7-1/4 IN. CIRC SAW W/ BRAKE
2-BATTERY KIT (9.0 AH)

DCS578X1 (1-BATTERY KIT 9.0 AH)
DCS578B (Tool Only)



SCAN FOR MORE INFO
(Spec Sheet)

DWA171424B10
7-1/4 IN. Blade
24 Tooth

DCS383H1
20V MAX* LITHIUM ION METAL
CUTTING CIRCULAR SAW KIT

DCS383B (Tool Only)



- 2-5/8" cut depth
- Integrated chip collector
- 1,400 MWO of power



- EXCEPTIONAL RUNTIME Delivers up to 675 cuts in 3 1/4 in. MDF Base Molding & 255 cuts in pressure treated 4 in. x 4 in. Lumber**
- CUT.CAPTURE.CHARGE™ Regenerative Braking Technology extends runtime by redirecting lost energy back into the battery.

DWA11240 12 in General
Purpose Saw Blade (40 Tooth)

DCW210P1
20V MAX* XR®
BRUSHLESS 5 IN.
CORDLESS VARIABLE
SPEED RANDOM
ORBITAL SANDER KIT
(5.0 AH)

DCW210B (Tool Only)

- Variable speed control
from 8,000 – 12,000 OPM
to match the speed to the application.



DCS555D2
20V MAX* XR® BRUSHLESS
DRYWALL CUT-OUT TOOL KIT
(2.0AH)

DCS555B (Tool Only)



DCS555DC
16 Dust Shroud Attachment




SCAN FOR MORE INFO
(Spec Sheet)

DCS334P1
20V MAX* XR® CORDLESS JIG SAW
KIT (5.0 AH)

DCS334B
(Tool Only)



DCW620B
20V MAX* XR® 2-1/4 PEAK HP
PLUNGE ROUTER (Tool Only)



SCAN FOR MORE INFO
(Spec Sheet)

DCW220D1
20V MAX* XR®
BRUSHLESS BELT
SANDER KIT
(2.0 AH)

DCW220B (Tool Only)

- Variable Speed Trigger w/
Lock On 25-Speed Selection
Dial: Allows for control on
various sanding applications



NAILING & STAPLING



SCAN FOR MORE INFO
(Nails & Staples
Spec Sheet)

DCN680D1
20V MAX* XR® 18 GA BRAD NAILER
KIT (2.0 AH)
DCN680B (Tool Only)



- Drives 18 Gauge brad nails from 5/8" to 2-1/8"

DCN681D1
20V MAX* XR® 18 GA NARROW
CROWN STAPLER KIT (2.0 AH)
DCN681B (Tool Only)



- Drives 18 Gauge 1/4" narrow crown staples from 1/2" to 1-1/2"

DCN660D1
20V MAX* XR® 16 GA ANGLED FINISH
NAILER KIT (2.0 AH)
DCN660B (Tool Only)



- Drives 16 Gauge angled finish nails from 1-1/4" to 2-1/2"

DCN650D1
20V MAX* XR® 15 GA ANGLED FINISH
NAILER KIT (2.0 AH)
DCN650B (Tool Only)



- Drives 15 Gauge angled finish nails from 1-1/4" to 2-1/2"

DCN662D1
20V MAX* XR® 16 GA STRAIGHT FINISH NAILER
KIT (2.0 AH)
DCN662B (Tool Only)



- Drives 16 Gauge straight finish nails from 1-1/4" to 2-1/2"

DCN920P1
20V MAX* BRUSHLESS CORDLESS 21°
PLASTIC FRAMING NAILER KIT
DCN920B (Tool Only)

DZN920
Extended
Magazine



- Drives nails from 2" to 3-1/2"



SCAN FOR MORE INFO
(Spec Sheet)

DCN930P1
20V MAX* BRUSHLESS CORDLESS 30°
PAPER TAPE FRAMING NAILER KIT
DCN930B (Tool Only)

DZN930
Extended
Magazine



- Drives nails from 2" to 3-1/2"




SCAN FOR MORE INFO
(Spec Sheet)

DCFS950P2
20V MAX* XR 9 GA CORDLESS
FENCING STAPLER KIT (5.0 AH)
DCFS950B (Tool Only)



9 GA FENCING STAPLES	
ITEM NO.	SIZE
DFS9150B1G	1-1/2"
DFS9175B1G	1-3/4"
DFS9200B1G	2"



CUT-OFF TOOL & GRINDING

DCS438E1
20V MAX* XR® 3 IN. CUT OFF TOOL KIT
DCS438B (Tool Only)



ACCESSORIES

DW8711
BONDED
ABRASIVE
WHEEL
DW8711P3
3-PACK



DW47350
DIAMOND
TILE WHEEL



DW8530
DIAMOND
MULTI-MATERIAL
WHEEL



INCLUDES:
(1) Removable Dust
Shroud
(1) DW8711
(1) DW47350
(1) DW8530
(1) 1-7/16 in. Arbor
Adapter Ring



SCAN FOR MORE INFO
(Spec Sheet)

DCG413H1
20V MAX* XR® BRUSHLESS CORDLESS
4-1/2 IN. PADDLE SWITCH SMALL ANGLE
GRINDER KIT WITH POWERSTACK™ BATTERY
(5.0 AH)
DCG413B (Tool Only)



DCG410WW1
20V MAX* XR® BRUSHLESS CORDLESS
4-1/2 IN. - 5 IN. ANGLE GRINDER KIT
WITH XR POWERPACK™

DCG410VSB 20V MAX* XR® BRUSHLESS
CORDLESS 4-1/2 IN. - 5 IN. VARIABLE SPEED
PADDLE SWITCH GRINDER (TOOL ONLY)




DCG418X1
FLEXVOLT® 60V MAX* BRUSHLESS
4-1/2 IN. - 6 IN. CORDLESS GRINDER
WITH KICKBACK BRAKE KIT (9.0 AH)
DCG418B (Tool Only)

DCG418SH-DX2
BRUSHLESS SIDE-HANDLE DETECT
GRINDER KIT
DCG418HDB (Tool Only)
DCG418SH REPLACEMENT
SIDE HANDLE



DCG410B (Tool Only)



SCAN FOR MORE INFO
(Spec Sheet)

DCG460X2
60V MAX* 7" - 9" LARGE
ANGLE GRINDER KIT
(9.0 AH)

DCG460B (Tool Only)



SCAN FOR MORE INFO
(Spec Sheet)

DCG426M2
20V MAX* BRUSHLESS 1-1/2 IN.
VARIABLE SPEED CORDLESS DIE
GRINDER KIT (4.0 AH)

DCG426B (Tool Only)



DCM200E1
20V MAX* XR® BANDFILE KIT (9.0 AH)

DCM200B (Tool Only)

DCM20120S
1/2" OFFSET ARM

DCM200DC
DUST SHROUD



- 20V MAX* Brushless Motor Provides more power than competition
- 18" Arm Compatibility Compatible with 1/4"-3/4" x 18" belts
- Tool-Free Belt Replacement Quickly and efficiently change out belts



SCAN FOR MORE INFO
(Spec Sheet)

GRINDER ACCESSORIES

ITEM NO.	DESCRIPTION
DWE46152	5" Surface Grinding Dust Shroud
DWE46125	4-1/2" / 5" Cutting Grinder Dust Shroud



ROTARY HAMMERS

DCH172D2
ATOMIC 20V MAX* 5/8 IN. BRUSHLESS
SDS PLUS ROTARY HAMMER KIT (2.0 AH)

DCH172E2
(KIT WITH POWERSTACK™ 1.7 AH)

DCH172B (Tool Only)



- Joules 1.4
- Optimal Drilling Range 5/32" – 3/8"



SCAN FOR MORE INFO
(Spec Sheet)



DCH273P2
20V MAX* XR® 1 IN. BRUSHLESS SDS+
L-SHAPE ROTARY HAMMER KIT
(2 - 5.0 AH Batteries)

DCH273P2DHO
(On Board Dust Extractor)

DCH273B (Tool Only)



- Joules 2.1
- Optimal Drilling Range 5/32" – 1/2"



DCH133M2
20V MAX* 1 IN BRUSHLESS SDS+
D-HANDLE ROTARY HAMMER KIT
(2 - 4.0 AH Batteries)

DCH133B (Tool Only)



- Joules 2.6
- Optimal Drilling Range 5/32" – 5/8"



DCH263B
20V MAX* 1-1/8 IN. BRUSHLESS SDS+
D-HANDLE ROTARY HAMMER
(Tool Only)



- Joules 3.0
- Optimal Drilling Range 1/4" – 3/4"



DCH293B
20V MAX* XR® 1-1/8 IN. BRUSHLESS
SDS+ L-SHAPE ROTARY HAMMER
(Tool Only)



- Joules 3.5
- Optimal Drilling Range 5/8" – 7/8"

DCH481X2
60V MAX* 1-9/16 IN. BRUSHLESS SDS
MAX COMBINATION ROTARY HAMMER
KIT (2 - 9.0 AH Batteries)

DCH481B (Tool Only)



- Joules 6.1
- Optimal Drilling Range 1/2" – 1-1/8"

DCH614X2
60V MAX* 1-3/4 IN. BRUSHLESS SDS
MAX COMBINATION ROTARY HAMMER
KIT (2 - 9.0 AH Batteries)

DCH614B (Tool Only)



- Joules 10.5
- Optimal Drilling Range 5/8" – 1-1/4"

DCH735X2
60V MAX* 1-7/8 IN. BRUSHLESS SDS
MAX COMBINATION ROTARY HAMMER
KIT (2 - 9.0 AH Batteries)



- Joules 18.74
- Optimal Drilling Range 7/8" – 1-3/4"

DCH775X2
60V MAX* 2 IN. BRUSHLESS SDS MAX
COMBINATION ROTARY HAMMER KIT
(2 - 9.0 AH Batteries)



- Joules 19.4
- Optimal Drilling Range 7/8" – 1-7/8"

CHIPPING DEMOLITION

DCH832X1
60V MAX* 15 LB
SDS MAX CHIPPING
HAMMER KIT
(9.0 AH)

• Joules 10.5




SCAN FOR MORE INFO
(Video)



SCAN FOR MORE INFO
(Spec Sheet)

DCH892X1
60V MAX* 22 LB
SDS MAX CHIPPING
HAMMER KIT
(9.0 AH)

• Joules 19.4




SCAN FOR MORE INFO
(Spec Sheet)



SCAN FOR MORE INFO
(Video)

D25911K
27 LBS SDS MAX
INLINE CHIPPING HAMMER

• Joules 27



SCAN FOR MORE INFO
(Video)




SCAN FOR MORE INFO
(Spec Sheet)

DCH911Z2
60V MAX* 27 LB SDS
MAX INLINE DEMO HAMMER

• Joules 27



SCAN FOR MORE INFO
(Video)



SCAN FOR MORE INFO
(Spec Sheet)

CHIPPING DEMOLITION

D25966K

38 LBS 1-1/8" HEX IN-LINE
DEMO HAMMER

- Joules 41



SCAN FOR MORE INFO
(Spec Sheet)

DCH966Z2

60V MAX* 41 LBS 1-1/8"
HEX BREAKER HAMMER

- Joules 41



SCAN FOR MORE INFO
(Spec Sheet)



D25980K

68 LB 1-1/8" HEX
PAVEMENT BREAKER
WITH HAMMER TRUCK
AND STEEL

- Joules 62



SCAN FOR MORE INFO
(Spec Sheet)



DUST EXTRACTION

DWV015

10-GALLON WET/DRY DUST EXTRACTOR



SCAN FOR MORE INFO
(Spec Sheet)



DWV016TSRK
STORAGE RACK
ACCESSORY

DWV9336

1-7/16 AIR LOCK CONNECTOR

DWV9036

1-7/16 IN HOSE

DWV9330

Replacement HEPA Filter Set For DWV010 & DWV015



DWV010

8 GALLON WET/DRY HEPA/RFP
DUST EXTRACTOR



- Automatic Filter Clean pulses every 30 seconds for continuous operation without stopping to clean filter

DCV585T2 FLEXVOLT® 60V MAX*
DUST EXTRACTOR KIT

DCV585B
(Tool Only)



- 125 CFM provides OSHA Table 1 Compliant Solutions for up to 5 in. Tuckpointing and Surfacing Applications when paired with an appropriate dust shroud

DCV9402 (5 PK)
Disposable Fleece Liner



DWH053

DEMOLITION HAMMER
DUST SHROUD - CHISELING



DWH161B

20V MAX* BRUSHLESS
CORDLESS UNIVERSAL DUST
EXTRACTOR (TOOL ONLY)



- Multiple strap connection points and a belt hook enable the user to position the dust extractor for the best possible ergonomic solution.

DWH200D

DUST EXTRACTION
TUBE KIT



- Fits all cordless DEWALT premium drill/driver/hammer drills
- Clear tubes for visibility and accuracy.

9" CUT-OFF SAW

DCS692X2

FLEXVOLT® 60V MAX* 9 IN. BRUSHLESS
CORDLESS CUT-OFF SAW KIT

DCS692B (Tool Only)



SCAN FOR MORE INFO
(Spec Sheet)

SAW BLADES

ITEM NO.	DESCRIPTION
DWAFV8918	9" METAL TYPE 1 FLEXVOLT
DWA8018	9" METAL TYPE 1
DWAFV8901	9" METAL DIAMOND
DWAFV8900	9" CONCRETE FLEXVOLT DIAMOND
DW47924	9" ALL PURPOSE DIAMOND SEGMENTED XP4
DW47944	9" ASPHALT DIAMOND SEGMENTED XP4



WATER TANK

DCE6820B

20V MAX*
POWERED
WATER TANK
(TOOL ONLY)



SCAN FOR MORE INFO
(Spec Sheet)



CONCRETE VIBRATOR

DCE531M1

20V MAX* PENCIL VIBRATOR KIT

DCE531B (Tool Only)



- Shaft length 4 ft
- 2. Vibrations / Minute 14,000 vpm





NO GAS. NO CORDS. NO JOB TOO BIG.

**EXPERIENCE
THE SHIFT**



DEWALT POWERSHIFT™ 554WH BATTERY

DCBPS0554

FEATURES

- **POWERFUL PERFORMANCE AND RUNTIME**
Tackle the toughest applications with a 554Wh capacity that offers the runtime needed for traditionally gas-powered applications.
- **4 LED STATE-OF-CHARGE INDICATOR**
Keep track of battery charge status with the 4 LED state-of-charge indicator that offers a <15% charge flashing warning.
- **INTEGRATED TOOL CONNECT™+ TECHNOLOGY**
The DEWALT POWERSHIFT™ 554Wh Battery delivers fully integrated connectivity with the DEWALT SiteManager app*, providing users with data on asset management, battery location, and utilization.

*Additional subscription charge and third party data charges may apply



DCBPSC0550 DEWALT POWERSHIFT™ 550W CHARGER

DEWALT POWERSHIFT™ FORWARD PLATE COMPACTOR KIT

DCPS7154AG2

FEATURES

- **SPEED SELECTOR**
Help optimize performance and quickly change speeds with the speed selector.
- **MAINTENANCE-FREE BRUSHLESS MOTOR**
Take on demanding jobs with a powerful brushless motor that requires no maintenance and provides up to 100Hz of vibration and 3,370 ft.-lbs. of force.
- **DURABLE ENGINEERING**
Protect against harsh jobsite conditions with a sealed motor that helps to prevent debris from entering internal components.



DCPS740 DEWALT POWERSHIFT™ RUBBER MAT

DEWALT POWERSHIFT™ VIBRATOR KIT

DCPS320AG2

FEATURES

- **ADVANCE MODULE**
Maintain constant VPM until the battery is fully depleted.
- **WIRELESS TOOL CONTROL**
Allows user to activate the tool remotely from up to 30 ft.
- **WIDE RANGE OF HEADS AND SHAFTS**
Use with a full assortment of DEWALT quick change heads and shafts including 1-1/2 in. – 2-3/8 in. (heads) and 7 ft. – 21 ft. (shafts) (all heads and shafts sold separately)



DEWALT POWERSHIFT™ HEADS AND SHAFTS SOLD SEPARATELY

DEWALT POWERSHIFT™ 6-3/8 IN. CORE DRILL AND STAND KIT

DCPS150AG2

FEATURES

- **CORE REINFORCED CONCRETE**
Take on heavy-duty jobs with a 6-3/8 in. coring capacity.
- **PART OF THE PERFORM & PROTECT™ LINE**
Equipped with ANTI-ROTATION® system that senses rotational motion of the tool and shuts it down if the motion is excessive.
- **HELP OPTIMIZE PERFORMANCE**
Match your coring performance to bit size with the 3-speed gear selector.



DCD150Z2 60V MAX* 6-3/8 IN. CORE DRILL KIT
DCPS151 DEWALT POWERSHIFT™ 6-3/8 IN. CORE DRILL STAND

DEWALT POWERSHIFT™ 60 KG. CLASS RAMMER KIT

DCPS660AG2

FEATURES

- **MAINTAIN PRODUCTIVITY**
Quickly change speeds without stopping tool with the speed selector.
- **REDUCE HAND AND ARM VIBRATION**
Work comfortably and help minimize fatigue felt by the user with the anti-vibration insulators.
- **HELP MAXIMIZE CONTROL**
Help prevent accidental activation with a dual-action on switch and a large shut-off actuator that provides a quick shut down.



DCPS600 DEWALT POWERSHIFT™ RAMMER WHEEL KIT

DEWALT POWERSHIFT™ BACKPACK VIBRATOR KIT

DCPS310AG2

FEATURES

- **LEFT OR RIGHT SIDE POSITIONABLE CONTROLS**
Work comfortably with controls that can be mounted on either side of the harness at various heights.
- **WIDE RANGE OF HEADS AND SHAFTS**
Compatible with a full assortment of quick-change DEWALT heads and shafts including 1-1/2 in. – 2-1/4 in. (heads) and 7 ft. – 21 ft. (shafts) (all heads and shafts sold separately).
- **LIGHTWEIGHT DESIGN**
Take advantage of a lightweight 25 lbs. design with the DEWALT POWERSHIFT™ Battery (DCBPS0554 battery sold separately).



DEWALT POWERSHIFT™ HEADS AND SHAFTS SOLD SEPARATELY

DEWALT POWERSHIFT™ POWER SCREED KIT

DCPS330AG2

FEATURES

- **LEFT OR RIGHT SIDE POSITIONABLE CONTROLS**
Mount controls featuring alignment marks to indicate both sides are set the same on either handle.
- **HELP OPTIMIZE PERFORMANCE**
Control vibration based on the slump with a variable speed trigger offering 0 – 7,800 VPM and lock-on at full speed.
- **MULTI-STYLE BOARD COMPATIBILITY**
Support most boards/beams with a direct bolt up for L-Shaped (9 in. hole spacing) or use the included adapters that allows users to attach MBW® and Multivibe® Style Boards.



Shipping December 2024

LIGHTING

DCL040

20V MAX* LED WORK LIGHT

20V



- Bright LED output - 160 Lumens
- Head rotates 120°
- 11 - 25 hours of run-time depending on battery amp hour
- Integral hook for hands-free use in multiple placements

DCL050

20V MAX* LED HANDHELD AREA LIGHT

20V



- High 1000 Lumens and low 500 Lumens brightness settings
- Built-in telescoping and 360-degree rotating hook
- 140 degree pivoting head provides versatility for lighting work surfaces

DCL077B

12V/20V MAX* COMPACT TASK LIGHT

20V



SCAN FOR MORE INFO (Spec Sheet)

- 2,000 lumens on high mode

DCL044

20V MAX* LED HANDHELD WORK LIGHT

20V



- Bright LED output - 165 Lumens
- Powerful magnet - hands free use in multiple placements
- Kick stand, belthook, hanging, hands free use in multiple placements

DCL079R1

20V MAX* CORDLESS TRIPOD LIGHT KIT

DCL079B (Tool Only)



LIGHT HEAD EXTENDS TO 7 FEET

- 3000 lumens on high mode
- Natural white LED provides accurate color visibility, long life span, and stays cool to the touch
- Three brightness settings to customize work space illumination



DCL074

TOOL CONNECT™ 20V MAX* ALL-PURPOSE CORDLESS WORK LIGHT

20V



- Up to 5000 lumens of natural white light, without the heat and hassle of halogen




SCAN FOR MORE INFO (Spec Sheet)

DCL182

RECHARGEABLE LED TASK LIGHT



- USB-C rechargeable
- 1000 lumens
- Up to 12hrs runtime on low
- IP 54 rated




SCAN FOR MORE INFO (Spec Sheet)

DCL183

RECHARGEABLE LED FLASH LIGHT



- USB-C rechargeable
- 1000 lumens
- Up to 6.5hrs runtime
- IP 54 rated



SCAN FOR MORE INFO (Spec Sheet)

DWST08060

TOUGHSYSTEM 2.0 20V LIGHT BOX

- Up to 4,000 lumens

DWST08062

Light only



SCAN FOR MORE INFO (Spec Sheet)

EXPANSION

DCV501HB

20V MAX* CORDLESS DRY HAND VACUUM (Tool Only)

- 46 CFM provides higher suction performance for more efficient clean-up
- 6 Accessory cleaning solutions

20V



DCV515H

REPLACEMENT HEPA FILTER



SCAN FOR MORE INFO (Spec Sheet)

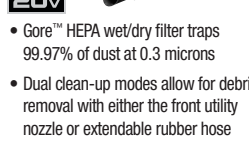
DCV517B

20V MAX* 1/2 GALLON WET/DRY PORTABLE VAC (Tool Only)



20V

- Gore™ HEPA wet/dry filter traps 99.97% of dust at 0.3 microns
- Dual clean-up modes allow for debris removal with either the front utility nozzle or extendable rubber hose
- 1/2 gallon tank with heavy-duty latch is easy to empty and clean



DCV581H

20V MAX* CORDLESS/ CORDED WET-DRY VACUUM (Tool Only)



20V

- CORDLESS OR CORDED power option
- EASY FILTER MAINTENANCE: Easily accessible, washable, and reusable filter
- HEAVY-DUTY, flexible 5 ft. x 1-1/4 in. diameter hose



DCC2520T1

20V MAX* 2-1/2 GAL. BRUSHLESS AIR COMPRESSOR KIT (Tool Only)



20V



SCAN FOR MORE INFO (Spec Sheet)



DCE592P1

20V MAX* 20V MAX GRABO LIFTER

DCE592B (Tool Only)



20V



SCAN FOR MORE INFO (Spec Sheet)

DCE512P1

20V MAX* CORDLESS JOBSITE FAN KIT

20V



DCE512B (Tool Only)



SCAN FOR MORE INFO (Spec Sheet)

DCC020IB

20V MAX* CORDED/CORDLESS AIR INFLATOR (Tool Only)

20V



- High-pressure inflation mode with automatic shutoff
- LED light helps to provide illumination
- Threaded chuck for secure connection to inflation valve

DCR008

RECHARGEABLE MINI BLUETOOTH® SPEAKER



SCAN FOR MORE INFO (Spec Sheet)

DCR010

12V/20V MAX* JOBSITE BLUETOOTH® SPEAKER



12V

20V



DCR025

JOBSITE RADIO CHARGER WITH BLUETOOTH®



DCE530P1

20V MAX* CORDLESS HEAT GUN KIT

DCE530B (Tool Only)

- Up to 990 degrees F/532 degrees C max output temperature




SCAN FOR MORE INFO (Spec Sheet)



IMPACT CONNECT™ ACCESSORIES

DWACPRIR
IMPACT CONNECT
COPPER
PIPE CUTTER
ATTACHMENT


DEWALT #	WHEELS
DWACPR12	1/2"
DWACPR34	3/4"
DWACPR10	1"



IMPACT CONNECT
4X FASTER CUTS
*On average, using DeWALT® Impact Connect Copper Tubing Cutter Attachment in DeWALT® Impact Driver DCF887 with fully charged battery vs. LENOX® 14833TSK 3 PC Tubing Cutter Kit, cutting 1/2" and 3/4" Type L Copper pipe, cut time only.


DWAPVCIR
IMPACT CONNECT PVC/PEX
PIPE CUTTER ATTACHMENT

DWAPVCBLD
REPLACEMENT BLADE




IMPACT CONNECT
6X FASTER CUTS
*On average, using DeWALT® Impact Connect™ PVC/PEX Cutter Attachment in DeWALT® Impact Driver DCF887 with fully charged battery vs. LENOX® 12124R2 Ratcheting Cutter, cutting 1" and 2" SCH 40 PVC Pipe, cut time only.

DWAIPICR
IMPACT CONNECT INSIDE
PVC PIPE CUTTER



DWASHRIR
18 Gauge Shear Attachment




DWAPXCIR
IMPACT CONNECT
PEX CRIMP RING
ATTACHMENT PVC
PIPE CUTTER



DWAPXPIR
IMPACT CONNECT PEX
PINCH CLAMP ATTACHMENT

BLACK & GOLD IMPACT READY® METAL DRILL BITS



SPLIT POINT TIP
135° split point tip design to help reduce walking on sizes 1/8" or larger

DURABILITY
Strong tapered core design for durability and resistance to breakage

BLACK AND GOLD FINISHING
Helps prevent rust

IMPACT READY®
1/4" Hex Shank compatible with most drills and impact drivers



DWAH1107 7PC SET
(2) 1/16", (1) 1/8", (1) 3/16", (1) 1/4", (1) 5/16", (1) 3/8"

DWAH1110 10PC SET
(2) 1/8", (1) 9/64", (1) 5/32", (1) 11/64", (1) 3/16", (1) 7/32", (1) 1/4", (1) 5/16", (1) 3/8"

DWAH1117 17PC SET
(2) 1/16", (1) 5/64", (2) 3/32", (2) 7/64", (2) 1/8", (1) 9/64", (1) 5/32", (1) 11/64", (1) 3/16", (2) 1/4", (1) 5/16", (1) 3/8"

DEWALT#	DIA.
DWA5004	1/16"
DWA5005	5/64"
DWA5006	3/32"
DWA5007	7/64"
DWA5008	1/8"
DWA5009	9/64"
DWA5010	5/32"
DWA5011	11/64"
DWA5012	3/16"
DWA5013	13/64"
DWA5014	7/32"
DWA5015	15/64"

DEWALT#	DIA.
DWA5016	1/4"
DWA5017	17/64"
DWA5018	9/32"
DWA5019	19/64"
DWA5020	5/16"
DWA5021	21/64"
DWA5022	11/32"
DWA5023	23/64"
DWA5024	3/8"
DWA5026	13/32"
DWA5028	7/16"
DWA5032	1/2"

METAL DRILL BITS

DWADT5SET
5 PC DRILL TAP SET



- Drills and Taps Hole in One Application
- Hex Shank – Designed for Impact Drivers
- Deburr & Countersink in one Step
- Speed Tip – Drills material quickly

DIAMOND CUTTING WHEELS

PRODUCT LINE	APPLICATION	DIAMETER	CATALOG #	CONCRETE	BRICK	CINDER BLOCK	REINFORCED CONCRETE	GREEN CONCRETE	ASPHALT
XP™	All Purpose	12 in. (305 mm) 14 in. (355 mm)	DW4721T DW4741T	◆	◆	◆			
XP4™	All Purpose	9 in. (230 mm) 12 in. (305 mm) 14 in. (355 mm)	DW47324 DW47224 DW47424	◆◆	◆◆	◆◆	◆		
XP4™	Reinforced Concrete	14 in. (355 mm)	DW47434				◆◆		
XP4™	Asphalt	9 in. (230 mm) 14 in. (355 mm)	DW47944 DW47444					◆◆	◆◆
XP7™	All Purpose	14 in. (355 mm) 16 in. (405 mm)	DW47427 DW47627	◆◆◆	◆◆◆	◆◆◆	◆◆		
XP7™	Reinforced Concrete	14 in. (355 mm) 16 in. (405 mm)	DW47437 DW47637				◆◆◆		




HIGH SPEED STEEL ANNULAR CUTTERS



DEWALT#	DIA.
DWAC02008	1/2"
DWAC02009	9/16"
DWAC02010	5/8"
DWAC02011	11/16"
DWAC02012	3/4"
DWAC02013	13/16"
DWAC02014	7/8"
DWAC02015	15/16"
DWAC02016	1"
DWAC02017	1-1/16"
DWAC02018	1-1/8"
DWAC02019	1-3/16"
DWAC02020	1-1/4"
DWAC02021	1-5/16"
DWAC02022	1-3/8"

DWAC02000
ANNULAR CUTTER PILOT PIN

DEWALT#	DIA.
DWAC02023	1-7/16"
DWAC02024	1-1/2"
DWAC02025	1-9/16"
DWAC02026	1-5/8"
DWAC02027	1-11/16"
DWAC02028	1-3/4"
DWAC02029	1-13/16"
DWAC02030	1-7/8"
DWAC02031	1-15/16"
DWAC02032	2"
DWAC02035	2-3/16"
DWAC02036	2-1/4"



HAMMERDRILL & IMPACT DRIVER ACCESSORIES

PERCUSSION BITS

DEWALT#	DIA.	WORKING LENGTH	OVERALL LENGTH
DW5221	1/8"	2"	3"
DW5209	5/32"	2"	3"
DW5227	5/32"	4"	6"
DW5222	3/16"	2"	3"
DW5223	3/16"	4"	6"
DW5224	1/4"	2"	4"
DW5225	1/4"	4"	6"
DW5226	1/4"	7"	12"
DW5228	5/16"	4"	6"
DW5229	5/16"	7"	12"
DW5230	3/8"	4"	6"
DW5231	3/8"	10"	12"
DW5232	3/8"	16"	18"
DW5234	7/16"	4"	6"
DW5235	1/2"	4"	6"
DW5236	1/2"	10"	12"
DW5238	1/2"	22"	24"
DW5241	5/8"	4"	6"
DW5242	5/8"	7"	12"
DW5244	3/4"	4"	6"
DW5245	3/4"	7"	12"
DW5219	7/8"	7"	12"
DW5249	1"	7"	12"

DIAMOND CORE BITS

DEWALT#	DIA.
DW55000	1/2" x 14"
DW55001	9/16" x 14"
DW55002	5/8" x 14"
DW55003	11/16" x 14"
DW55004	3/4" x 14"
DW55005	7/8" x 14"
DW55006	1" x 14"
DW55007	1-1/8" x 14"

DEWALT#	DIA.
DW55008	1-1/4" x 14"
DW55009	1-3/8" x 14"
DW55010	1-1/2" x 14"
DW55011	1-3/4" x 14"
DW55012	2" x 14"
DW55013	2-1/4" x 14"
DW55014	2-1/2" x 14"

DEWALT#	DIA.
DW55015	2-3/4" x 14"
DW55016	3" x 14"
DW55017	1-1/2" x 14"
DW55018	3-1/2" x 14"
DW55019	4" x 14"
DW55020	4-1/4" x 14"
DW55021	4-1/2" x 14"

DEWALT#	DIA.
DW55022	5" x 14"
DW55023	5-1/2" x 14"
DW55024	6" x 14"
DW55025	6-1/4" x 14"
DW55026	6-1/2" x 14"
DW55027	7" x 14"
DW55028	8" x 14"



SDS MAX ACCESSORIES



SCAN FOR MORE INFO
(SDS MAX ELITE)



*DeWalt® ELITE SERIES™ 3/16" x 8" SDS PLUS drill bit DW5504 vs. BOSCH® HCFC2012 drilling C35/C45 concrete. BOSCH® is a registered trademark of ROBERT BOSCH GMBH, which has not endorsed or approved this comparison.

SDS MAX ELITE			
DEWALT#	DIA.	WORKING LENGTH	OVERALL LENGTH
DW5803	1/2"	8"	13-1/2"
DW5804	1/2"	16"	21-1/2"
DW5806	5/8"	8"	13-1/2"
DW5807	5/8"	31"	36"
DW5808	11/16"	16"	21-1/2"
DW5809	5/8"	16"	21-1/2"
DW5810	3/4"	8"	13-1/2"
DW5812	3/4"	16"	21-1/2"
DW5813	3/4"	31"	36"
DW5814	13/16"	16"	21-1/2"
DW5815	7/8"	8"	13-1/2"
DW5816	7/8"	16"	21-1/2"
DW5818	1"	8"	13-1/2"
DW5819	1"	16"	21-1/2"
DW5820	1"	31"	36"
DW5821	1-1/8"	10"	15"
DW5822	1-1/8"	18"	22-1/2"

SDS MAX ELITE			
DEWALT#	DIA.	WORKING LENGTH	OVERALL LENGTH
DW5824	1-1/4"	10"	15"
DW5825	1-1/4"	16"	22-1/2"
DW5826	1-1/4"	31"	36"
DW5827	1-3/8"	18"	22-1/2"
DW5828	1-1/2"	18"	22-1/2"
DW5830	1-3/4"	18"	22-1/2"
DW5831	2"	18"	22-1/2"
DW5851	7/8"	31"	36"
DW5852	1"	24"	29"
DW5853	1-1/8"	24"	29"
DW5854	1-1/8"	31"	36"
DW5855	1-1/4"	24"	29"
DW5856	1-3/8"	24"	29"
DW5857	1-3/8"	31"	36"
DW5858	1-1/2"	24"	29"
DW5859	1-1/2"	31"	36"
DW5861	1-9/16"	18"	22-1/2"



SDS MAX HOLLOW BITS			
DEWALT#	DIA.	WORKING LENGTH	OVERALL LENGTH
DWA58058	5/8"	15-3/4"	23-3/4"
DWA58958	5/8"	39-3/8"	47-1/4"
DWA58116	11/16"	15-3/4"	23-3/4"
DWA58034	3/4"	15-3/4"	23-3/4"
DWA58934	3/4"	39-3/8"	47-1/4"
DWA58078	7/8"	15-3/4"	23-3/4"
DWA58978	7/8"	39-3/8"	47-1/4"
DWA58001	1"	15-3/4"	23-3/4"
DWA58901	1"	39-3/8"	47-1/4"
DWA58118	1-1/8"	15-3/4"	23-3/4"
DWA58918	1-1/8"	39-3/8"	47-1/4"
DWA58114	1-1/4"	39-3/8"	47-1/4"
DWA58138	1-3/8"	39-3/8"	47-1/4"
DWA58112	1-1/2"	39-3/8"	47-1/4"

SDS MAX 1-PC CORE BITS			
DEWALT#	DIA.	WORKING LENGTH	OVERALL LENGTH
DW5915	1-3/4"	4"	22"
DW5916	2"	4"	12"
DW5917	2"	4"	22"
DW5918	2-3/4"	4"	22"
DW5919	2-3/4"	4"	22"
DW5920	3-1/4"	4"	12"
DW5922	3-1/2"	4"	12"
DW5923	3-1/2"	4"	22"
DW5924	4"	4"	12"
DW5925	4"	4"	22"
DW5926	5"	4"	22"
DW5927	6"	4"	22"



SDS MAX 2-PC CORE BITS		
DEWALT#	DESCRIPTION	WORKING LENGTH
DW5900	1-1/2"	4"
DW5901	2"	4"
DW5902	2-1/2"	4"
DW5903	3"	4"
DW5904	3-1/2"	4"
DW5905	4"	4"
DW5906	5"	4"
DW5907	Centering Core Bit Body	-
DW5911	7" SDS Max Shank	-
DW5912	16" SDS Max Shank	-



SDS MAX CHISELS / DEMOLITION STEEL			
DEWALT#	DESCRIPTION	LENGTH	DIAMETER/WIDTH
DW5832	BULL POINT	12"	-
DW5833	BULL POINT	18"	-
DW5834	FLAT CHISEL	12"	1"
DW5835	FLAT CHISEL	18"	1"
DW5837	SCALING CHISEL	12"	2"
DW5838	SCALING CHISEL	12"	3"
DW5848B	CLAY SPADE	16-1/2"	4"
DW5843	BUSHING TOOL	10"	1-3/4"
DW5847	GROUND ROD DRIVER	12"	3/4"
DW5846	ASPHALT CUTTER	16"	5"



SDS MAX FLOOR SCRAPER	
DEWALT#	DESCRIPTION
DWA5840	6IN WIDE FLOOR SCRAPER
DWA5841	REPLACEMENT BLADE FOR FLOOR SCRAPER
DWA5842	FASTENER KIT FOR FLOOR SCRAPER



SDS PLUS ACCESSORIES



SCAN FOR MORE INFO
(SDS PLUS ELITE)



*DeWalt® ELITE SERIES™ 3/16" x 8" SDS PLUS drill bit DW5504 vs. BOSCH® HCFC2012 drilling C35/C45 concrete. BOSCH® is a registered trademark of ROBERT BOSCH GMBH, which has not endorsed or approved this comparison.

SDS PLUS ELITE			
DEWALT#	DIA.	WORKING LENGTH	OVERALL LENGTH
DW5471	5/8"	8"	10"
DW5472	5/8"	16"	18"
DW5474	3/4"	8"	10"
DW5475	3/4"	16"	18"
DW5477	7/8"	8"	10"
DW5478	7/8"	16"	18"
DW5479	1"	8"	10"
DW5480	1"	16"	18"
DW5481	1-1/8"	8"	10"
DW5482	1-1/8"	16"	18"
DW5503	3/16"	4"	6-1/2"
DW5504	3/16"	6"	8-1/2"
DW5506	3/16"	10"	12"
DW5512	7/32"	8"	10"
DW5517	1/4"	4"	6"
DW5518	1/4"	6"	8-1/2"
DW55200	1/4"	10"	12"

SDS PLUS ELITE			
DEWALT#	DIA.	WORKING LENGTH	OVERALL LENGTH
DW5521	1/4"	12"	14"
DW5524	5/16"	4"	6-1/2"
DW5526	5/16"	10"	12"
DW5527	3/8"	4"	6-1/2"
DW5529	3/8"	8"	10"
DW55300	3/8"	10"	12"
DW5531	3/8"	16"	18"
DW5537	1/2"	4"	6"
DW5538	1/2"	8"	10-1/2"
DW5539	1/2"	10"	12"
DW5540	1/2"	16"	18"



SDS PLUS HOLLOW DRILL BITS			
DEWALT#	DIA.	WORKING LENGTH	OVERALL LENGTH
DWA54038	3/8"	9-3/4"	14-1/2"
DWA54716	7/16"	9-3/4"	14-1/2"
DWA54012	1/2"	9-3/4"	14-1/2"
DWA54916	9/16"	9-3/4"	14-1/2"
DWA54058	5/8"	9-3/4"	14-1/2"
DWA54034	3/4"	9-3/4"	14-1/2"


SDS PLUS REBAR CUTTER	
DEWALT#	SIZE
DWA54380	3/8" X 12"
DWA54120	1/2" X 12"
DWA54580	5/8" X 12"
DWA54780	7/8" X 12"
DWA54340	3/4" X 12"
DWA54100	1" X 12"
DWA541218	1/2" X 18"
DWA545818	5/8" X 18"
DWA543418	3/4" X 18"
DWA547818	7/8" X 18"
DWA540118	1" X 18"



SDS PLUS SHANK ADAPTERS	
DEWALT#	DESCRIPTION
DW5353	1/2" CHUCK AND KEY
DW5891	SDS MAX TO SDS+ ADAPTOR



ULTRA CON®+ SDS PLUS DRILL BITS			
DEWALT#	DIA.	WORKING LENGTH	OVERALL LENGTH
DW5381	5/8"	4"	7"
DW5382	3/16"	4"	7"
DW5410*	7/32"	4"	6"
DW5412*	7/32"	8"	10"
DW5417*	1/4"	4"	6"
DW5418*	1/4"	6-1/2"	8-1/2"



DW5366
10 PC ULTRA CON®+ SDS PLUS ANCHOR DRIVE KIT

SDS PLUS CHISELS / DEMOLITION STEEL			
DEWALT#	DESCRIPTION	LENGTH	DIAMETER/WIDTH
DW5348	BULL POINT	10"	-
DW5349	SCALING CHISEL	10"	1-1/2"
DW5350	FLAT CHISEL	10"	3/4"
DWA5320	BULL POINT	12"	-
DWA5321	SCALING CHISEL	12"	1-1/2"
DWA5322	FLAT CHISEL	12"	3/4"

1-1/8" HEX CHISELS & DEMOLITION STEEL			
DEWALT#	DESCRIPTION	LENGTH	DIAMETER/WIDTH
DW5960	BULL POINT	20"	-
DW5962	FLAT CHISEL	20"	1"
DW5961	SCALING CHISEL	20"	3"
DW5965	CLAY SPADE	16"	5-1/2"
DW5964	GROUND ROD DRIVER	5-1/2"	1"
DW5963	ASPHALT CUTTER	17"	5"
DWA5961	SCALING CHISEL	15-3/4"	3"
DWA5962	FLAT SELF-SHARPENING CHISEL	15-3/4"	1"
DWA5960	BULL POINT SELF-SHARPENING CHISEL	15-3/4"	-



Not Hex Shank*



FLEXTORQ® SCREWDRIVING BITS			
DEWALT#	QTY	FITS / FOR	LENGTH
DWAF1PH1IR3	3PK	PH1	1"
DWAF1PH2IR3	3PK	PH2	1"
DWAF1PH2IR10	10PK	PH2	1"
DWAF1PH2IR30	30PK	PH2	1"
DWAF1PH3IR3	3PK	PH3	1"
DWAF1SQ1IR3	3PK	SQ1	1"
DWAF1SQ2IR3	3PK	SQ2	1"
DWAF1SQ2IR10	10PK	SQ2	1"
DWAF1SQ3IR3	3PK	SQ3	1"
DWAF1TX10IR3	3PK	T10 ^{††}	1"
DWAF1TX15IR3	3PK	T15 ^{††}	1"
DWAF1TX20IR3	3PK	T20 ^{††}	1"
DWAF1TX25IR3	3PK	T25 ^{††}	1"
DWAF1TX25IR30	30PK	T25 ^{††}	1"
DWAF1TX30IR3	3PK	T30 ^{††}	1"
DWAF1TX40IR3	3PK	T40 ^{††}	1"
DWAF2PH1IR3	3PK	PH1	2-1/4"
DWAF2PH2IR2S*	2PK W/ MAGNET SLEEVE	PH2	2-1/4"
DWAF2PH2IR3*	3PK	PH2	2-1/4"
DWAF2PH2IR5*	5PK	PH2	2-1/4"
DWAF2PH2IR15*	15PK	PH2	2-1/4"
DWAF2PH3IR3	3PK	PH3	2-1/4"
DWAF2SQ1IR3*	3PK	SQ1	2-1/4"
DWAF2SQ2IR3*	3PK	SQ2	2-1/4"
DWAF2SQ2IR5*	5PK	SQ2	2-1/4"
DWAF2SQ3IR3*	3PK	SQ3	2-1/4"
DWAF2TX10IR3	3PK	T10 ^{††}	2-1/4"
DWAF2TX15IR3*	3PK	T15 ^{††}	2-1/4"
DWAF2TX20IR3	3PK	T20 ^{††}	2-1/4"
DWAF2TX25IR3*	3PK	T25 ^{††}	2-1/4"
DWAF2TX25IR5*	5PK	T25 ^{††}	2-1/4"
DWAF2TX30IR3	3PK	T30 ^{††}	2-1/4"
DWAF2TX40IR3	3PK	T40 ^{††}	2-1/4"
DWAF3PH2IR*	1PK	PH2	3-1/2"
DWAF3PH2IR5*	5PK	PH2	3-1/2"
DWAF3SQ2IR	1PK	SQ2	3-1/2"
DWAF3SQ2IR5*	5PK	SQ2	3-1/2"
DWAF3TX25IR*	1PK	T25 ^{††}	3-1/2"
DWAF3TX25IR5*	5PK	T25 ^{††}	3-1/2"
DWAF6PH2IR*	1PK	PH2	6"
DWAF6SQ2IR*	1PK	SQ2	6"
DWAF6TX25IR	1PK	T25 ^{††}	6"

FASTENER DRIVE

DWAMRASETFT
FLEXTORQ® MODULAR RIGHT ANGLE SYSTEM


DWAMRA14FT
FLEXTORQ® 1/4" SQUARE ATTACHMENT

DWAMRA38FT
FLEXTORQ® 3/8" SQUARE ATTACHMENT


DWALRAFT
FLEXTORQ® LIGHTED MODULAR RIGHT ANGLE ATTACHMENT

DWANGFT26SET
DEWALT FLEXTORQ® 26PC SCREWDRIVING BIT SET

DWA2T40IRSET
DEWALT FLEXTORQ® 40PC SCREWDRIVING BIT SET



DOUBLE ENDED NUT DRIVERS		
DEWALT#	SIZES	LENGTH
DWADENEXT-2	1/4" + 5/16", 3/8" + 7/16"	6"
DWADEND-2	1/4" + 5/16", 3/8" + 7/16"	2"
DWADEND14516	1/4" + 5/16"	2"
DWADEND51638	5/16" + 3/8"	2"
DWADEND38716	3/8" + 7/16"	2"
DWADENEXT-2MM	7 MM + 8 MM, 10 MM + 13 MM	6"
DWADEND78MM	7 MM + 8 MM	2"
DWADEND810MM	8 MM + 10 MM	2"
DWADEND1013MM	10 MM + 13 MM	2"



DWAX200
31PC SECURITY SET

DWAX100
31PC SCREWDRIVING SET

- Magnet Bit Tip Holders Holds 1" Bit Tips
- S2 Modified Bits For Increased Durability

DWA2600IR
IMPACT READY® CONDUIT REAMER

- Has a 1" bit tip holder on the front of the unit, for tightening fittings and driving screws

IMPACT BIT EXTENSIONS

DWA3HLDF
DWA6HLDF
DWA12HLDF

DW2055
MAGNETIC DRIVE GUIDE

DW2054
COMPACT MAG DRIVE GUIDE

IMPACT SOCKET ADAPTORS

DW2541IR
1/4" HEX TO 1/4" SQ

DW2542IR
1/4" HEX TO 3/8" SQ

DW2547IR
1/4" HEX TO 1/2" SQ

IMPACT READY® MAGNETIC NUT DRIVERS

DEWALT#	DIA.	OVERALL LENGTH
DW2218IR	1/4"	1-7/8"
DW2218IRB	1/4"	1-7/8"
DW2219IR	5/16"	1-7/8"
DW2219IRB	5/16"	1-7/8"
DW2220IR	3/8"	1-7/8"
DW2227IR	7/16"	1-7/8"
DW2230IR	1/2"	1-7/8"
DW2221IR	1/4"	2-9/16"
DW2221IRB	1/4"	2-9/16"
DW2222IR	5/16"	2-9/16"
DW2222IRB	5/16"	2-9/16"
DW2223IR	3/8"	2-9/16"
DW2223IRB	3/8"	2-9/16"
DW2228IR	7/16"	2-9/16"
DW2234IR	1/2"	2-9/16"



IMPACT SOCKET SETS

DWMT74738
23 PC 3/8 IN. DRIVE SET

DWMT74739
23 PC 1/2 IN. DRIVE COMBINATION SET

DWMT19233
15 PC 1/2 IN. DRIVE COMBINATION HEX BIT SET

- Heat treated CR-440 steel
- DirectTorque™ Technology
- High visibility laser etched markings

OSCILLATING TOOL BLADES



DEWALT #	APPLICATION	BLADE STYLE	BLADE MATERIAL
DWA4258	GENERAL PURPOSE	1-1/4"	BI-MATERIAL
DWA4206	WOOD	1-1/4"	HIGH CARBON STEEL
DWA4270	WOOD	1-1/4"	HIGH CARBON STEEL
DWA4250	GENERAL PURPOSE	1-3/8"	CARBIDE
DWA4209	METAL	1-1/4"	TITANIUM COATED
DWA4283	GENERAL PURPOSE	2-1/8"	3-SIDED BI-MATERIAL
DWA4212	FLUSH CUT	SEMI-CIRCLE	BI-MATERIAL
DWA4281	WOOD WITH NAILS	2-1/2"	TITANIUM COATED
DWA423RSET		3PC SET	

• UNIVERSAL FITMENT for use on all major brands (no adapter required)

BAND SAW BLADES

DEWALT #	TPI	LENGTH	QTY	DEWALT #	TPI	LENGTH	QTY
DWAPB27183	18	27"	3	DW3985	10/14	44-7/8"	3
DW3982C	14	32-7/8"	3	DW3985B	10/14	44-7/8"	100
DW3986C	14/18	32-7/8"	3	DW3982	14	44-7/8"	3
DW3983C	24	32-7/8"	3	DW3982B	14	44-7/8"	100
DW3984C	24	32-7/8"	3	DW3986	14/18	44-7/8"	3
DWAPB35183	18	35-3/8"	3	DW3986B	14/18	44-7/8"	100
1786675	18	35-3/8"	5	DW3983	18	44-7/8"	3
1786680	18	35-3/8"	25	DW3983B	18	44-7/8"	100
DW3981	10	44-7/8"	3	DW3984	24	44-7/8"	3
DW3981B	10	44-7/8"	100	DW3984B	24	44-7/8"	100

DURABLE BLADE DESIGN:
Bi-metal construction delivers blade flexibility and a long-lasting cutting edge

VERSATILE USE: Cuts a variety of common metal construction materials including metal conduit, copper pipe and structural steel

ABRASIVES

PERFORMANCE SO GOOD IT RAISES YOURS.™



GOOD



BETTER



BEST

ALUMINUM OXIDE

Type 1 Cutting Wheels

DWA8051	4-1/2" x 0.045" x 7/8"
DWA8053	6" x 0.045" x 7/8"

Type 27 Cutting Wheels

DWA4531	4-1/2" x 0.045" x 7/8"
DWA4533	6" x 0.045" x 7/8"

1/4" Grinding Wheels

DW4541	4-1/2" x 1/4" x 7/8"
DW4542	4-1/2" x 1/4" x 5/8"-11
DW4547	7" x 1/4" x 7/8"
DW4548	7" x 1/4" x 5/8"-11
DW4550	9" x 1/4" x 5/8"-11

1/8" Pipeline Grinding Wheels

DWA4511	4-1/2" x 1/8" x 7/8"
DWA4511H	4-1/2" x 1/8" x 5/8"-11

HP™ ALUMINUM OXIDE

1/4" Grinding Wheels

DW4514	4-1/2" x 1/4" x 7/8"
DW4523	4-1/2" x 1/4" x 5/8"-11
DW4999	7" x 1/4" x 5/8"-11
DW4954	9" x 1/4" x 5/8"-11

1/8" Pipeline Grinding Wheels

DW8434	4-1/2" x 1/8" x 7/8"
DW8435	4-1/2" x 1/8" x 5/8"-11
DW8437	7" x 1/8" x 5/8"-11
DW8439	9" x 1/8" x 5/8"-11

Type 1 Cut-Off Wheels

DW8001	14" x 7/64" x 1"
DW8062	4-1/2" x .045" x 7/8"
DWA8062F	4-1/2" x .040" x 7/8" Fast Cut
DW8062H	4-1/2" x .045" x 5/8"-11
DW8725	6" x .045" x 7/8"
DWA8726F	6" x .040" x 7/8" Fast Cut
DW8725H	6" x .045" x 5/8"-11

Type 27 Cut-Off Wheels

DW8424	4-1/2" x .045" x 7/8"
DWA8424F	4-1/2" x .040" x 7/8" Fast Cut
DW8424H	4-1/2" x .045" x 5/8"-11
DW8426	6" x .045" x 7/8"
DWA8426F	6" x .040" x 7/8" Fast Cut
DW8426H	6" x .045" x 5/8"-11

DEWALT ELITE SERIES™

1/4" Grinding Wheels

DWA8908F	4-1/2" x 1/4" x 7/8"
DWA8909FH	4-1/2" x 1/4" x 5/8"-11
DWA8914F	5" x 1/4" x 7/8"
DWA8915FH	5" x 1/4" x 5/8"-11
DWA8920F	6" x 1/4" x 7/8"
DWA8927FH	7" x 1/4" x 5/8"-11
DWA8933FH	9" x 1/4" x 5/8"-11

1/8" Pipeline Grinding Wheels

DWA8906	4-1/2" x 1/8" x 7/8"
DWA8907	4-1/2" x 1/8" x 5/8"-11
DWA8925	7" x 1/8" x 5/8"-11
DWA8931	9" x 1/8" x 5/8"-11

Combo Wheels

DW8904COMBO	4-1/2" x 3/32" x 7/8"
DW8905COMBOH	4-1/2" x 3/32" x 5/8"-11
DW8910COMBO	5" x 3/32" x 7/8"
DW8911COMBOH	5" x 3/32" x 5/8"-11

Type 1 Cut-Off Wheels

DWA8951F	4-1/2" x .045" x 7/8"
DWA8951H	4-1/2" x .045" x 5/8"-11
DWA8953F	6" x .045" x 7/8"
DWA8953H	6" x .045" x 5/8"-11

Type 27 Cut-Off Wheels

DWA8957F	4-1/2" x .045" x 7/8"
DWA8957H	4-1/2" x .045" x 5/8"-11
DWA8959F	6" x .045" x 7/8"
DWA8959H	6" x .045" x 5/8"-11

FLAP DISCS

Zirconium Flap Discs

DWA8206	4-1/2" x 7/8" Z40
DWA8207	4-1/2" x 7/8" Z60
DWA8208	4-1/2" x 7/8" Z80
DWA8206H	4-1/2" x 5/8"-11 Z40
DWA8207H	4-1/2" x 5/8"-11 Z60
DWA8208H	4-1/2" x 5/8"-11 Z80

HP™ FLAP DISCS

Zirconium Flap Discs

DW8306	4-1/2" x 7/8" Z36
DW8308	4-1/2" x 7/8" Z60
DW8309	4-1/2" x 7/8" Z80
DW8311	4-1/2" x 5/8"-11 Z36
DW8312	4-1/2" x 5/8"-11 Z60
DW8313	4-1/2" x 5/8"-11 Z80
DW8327	7" x 5/8"-11 Z40
DW8329	7" x 5/8"-11 Z60
DW8330	7" x 5/8"-11 Z80
DW8250	4-1/2" x 7/8" Z40 JUMBO
DW8251	4-1/2" x 7/8" Z60 JUMBO
DW8252	4-1/2" x 7/8" Z80 JUMBO
DW8254	4-1/2" x 5/8"-11 Z40 JUMBO
DW8255	4-1/2" x 5/8"-11 Z60 JUMBO
DW8256	4-1/2" x 5/8"-11 Z80 JUMBO
DW8270	7" x 5/8"-11 Z40 JUMBO

MAXTRIM™ Trimmable Zirconium Flap Discs

DWA8351TR	4-1/2" x 7/8" Z40
DWA8352TR	4-1/2" x 7/8" Z60
DWA8353TR	4-1/2" x 7/8" Z80
DWA8356HTR	4-1/2" x 5/8"-11 Z40
DWA8357HTR	4-1/2" x 5/8"-11 Z60
DWA8358HTR	4-1/2" x 5/8"-11 Z80

Ceramic Flap Discs

DWA8280	4-1/2" x 7/8" SG40
DWA8280RT	4-1/2" x 7/8" SG40 JUMBO
DWA8281	4-1/2" x 7/8" SG60
DWA8282	4-1/2" x 7/8" SG80
DWA8280H	4-1/2" x 5/8"-11 SG40
DWA8280HRT	4-1/2" x 5/8"-11 SG40 JUMBO
DWA8281H	4-1/2" x 5/8"-11 SG60
DWA8282H	4-1/2" x 5/8"-11 SG80
DWA8286H	7" x 5/8"-11 SG40

MAXTRIM™ Trimmable Ceramic Flap Discs

DWA8280CTR	4-1/2" x 7/8" SG40
DWA8281CTR	4-1/2" x 7/8" SG60
DWA8282CTR	4-1/2" x 7/8" SG80
DWA8280HCTR	4-1/2" x 5/8"-11 SG40
DWA8281HCTR	4-1/2" x 5/8"-11 SG60
DWA8282HCTR	4-1/2" x 5/8"-11 SG80

WIRE BRUSHES

Stringer Bead Wire Wheels

DW4925B	4" x .020" x 5/8"-11 Carbon Steel Stringer Bead
DW49204B	4" x .020" x 5/8"-11 Stainless Steel Stringer Bead
DW49202B	6" x .020" x 5/8"-11 Carbon Steel Stringer Bead

Knotted Cup Brushes

DW4910	3" Knotted Cup Brush Carbon Steel
DW4916	4" Knotted Cup Brush Carbon Steel

BRUSHLESS GRINDERS



DWE43214N
5" BRUSHLESS PADDLE SWITCH
SMALL ANGLE GRINDER



DCG413R2
4-1/2" 20V MAX® XR®
BRUSHLESS PADDLE SWITCH
SMALL ANGLE GRINDER



DWE43840CH
7" BRUSHLESS TRIGGER SWITCH
SMALL ANGLE GRINDER



DCG418X2
DEWALT FLEXVOLT®
6" CORDLESS GRINDER



SCAN FOR MORE INFO
(Spec Sheet)

STORAGE SYSTEMS

DEWALT

TOUGHSYSTEM[®] 2.0 DXL[™]



SCAN FOR MORE INFO
(Spec Sheet)




5 IN 1 TOWER
DWST60510



4 IN 1 TOWER
DWST60520



DEEP DRAWER
DWST08510



2 DRAWER
DWST08520



DOLLY
DWST08530



TOP
DWST08550



POWER TOOL STORAGE KIT
DWST086501

WORKSHOP STORAGE KIT
DWST086502



JOB SITE STORAGE KIT
DWST086503

TOUGHSYSTEM[®] 2.0

STORAGE BUILT TO HANDLE IT[™]

PATENTED AUTO-CONNECT SIDE LATCHES



20% LARGER* STORAGE CAPACITY



DURABLE TWO-PIECE FRONT LATCHES

*WHEN COMPARED TO DWST08130, DWST08201, DWST08203, DWST08204, DWST08250



SCAN FOR MORE INFO
(Video)



LARGE TOOL BOX •
DWST08300
21.125" x 14.625" x 12.375"

TOOL BOX •
DWST08165
21.75" x 14.75" x 7"

EXTRA LARGE TOOL BOX •
DWST08400
21.75" x 14.75" x 16.25"



2-DRAWER TOOLBOX
DWST08320
21.75" x 12.25" x 12.5"

3-DRAWER TOOLBOX
DWST08330
21.75" x 12.25" x 12.5"



DS280 - TOTE W/ HANDLE
DWST08206
21.875" x 12.75" x 10.875"

DS280 - TOTE
DWST08205
21.875" x 12.75" x 10.875"



ROLLING TOOL BOX •
DWST08450
23.875" x 19.625" x 38.875"



ROLLING TOWER •
DWST60436
INCLUDES: DWST08450,
DWST08400, DWST08165
24.2" x 19.88" x 38.98"

FULL-SIZE ORGANIZER
DWST08040
21.125" x 14.625" x 5.125"

DEEP COMPACT ORGANIZER
DWST08020
14.375" x 10.375" x 5.125"



DEEP COMPACT TOOLBOX
DWST08035
13.75" x 10" x 15.25"



COMPACT TOOL BAG
DWST08025
11.75" x 11.75" x 15.25"



JOBSITE TOOL BAG
DWST08350
22.25" x 15" x 13.125"



DS CARRIER
DWST08210
26.875" x 20.125" x 43.625"



ADAPTOR
DWST08017
21" x 13.375" x 2"



SHALLOW TOOL TRAY
DWST08110
18.25" x 12" x 2.25"



DEEP TOOL TRAY
DWST08120
18.25" x 12" x 4.375"



SHALLOW FOAM INSERT
DWST08111
19" x 12.5" x 1.5"



DEEP FOAM INSERT
DWST08121
19.125" x 12.5" x 3.125"



DUAL PORT CHARGER
DWST08050
14.375" x 9.5" x 10.625"



RADIO + CHARGER
DWST08810
21.125" x 14.5" x 6.125"



37-PC DRIVE SOCKET SET
DWMT45400
3/8" Drive Socket Set
with ToughSystem[®] 2.0
Tray and Lid



131-PC DRIVE SOCKET SET
DWMT45402
1/4" and 3/8" Drive Socket
Set with ToughSystem[®] 2.0
Tray and Lid



85-PC DRIVE SOCKET SET
DWMT45403
3/8" and 1/2" Drive Socket
Set with ToughSystem[®] 2.0
Tray and Lid



WORKSHOP RACK
DWST08260
25.5" x 12.875" x 71"

CARRIER / WORKSHOP BRACKETS
DWST08212
10.625" x 2.75" x 2.875"

WEARABLES, TOOL BAGS AND KNEE PADS

**ARRIVE
PREPARED
FOR
TOUGH
CONDITIONS**



SCAN FOR MORE INFO
(Spec Sheet)

POLYESTER LINE

DEWALT #	DESCRIPTION
DWST540502	PROFESSIONAL DRILL HOLSTER
DWST540101	PROFESSIONAL TOOL POUCH
DWST540602	PROFESSIONAL TOOL RIG WITH SUSPENDERS
DWST540501	PROFESSIONAL IMPACT DRILL HOLSTER
DWST540201	PROFESSIONAL NAIL POUCH
DWST540601	PROFESSIONAL TOOL RIG

Keep essentials close at hand with a family of DEWALT holsters, rigs, and pouches. Designed to withstand harsh conditions and to feature yellow hi-vis internal fabric for optimum visibility, these Polyester Wearable Solutions provide convenient access to tools, accessories, and more.



DWST540502



DWST540101



DWST540602



DWST540501



DWST540201



DWST540601



NUBUCK TOP-GRAIN LEATHER

DEWALT #	DESCRIPTION
DWST550112	LEATHER APRON
DWST550113	LEATHER TOOL RIG
DWST550115	LEATHER POUCH WITH BELT
DWST550114	LEATHER ELECTRICIAN POUCH
DWST550116	LEATHER TOOL BELT SUSPENDERS

DEWALT Leather wearable solutions are designed with premium materials to withstand harsh conditions. These durable products, featuring nubuck top-grain leather, strengthening double stitching and reinforced rivets on stress points, are engineered to keep everyday essentials within reach.



DWST550112



DWST550113



DWST550115



DWST550114



DWST550116



TOOL BAGS

DEWALT #	DESCRIPTION
DWST560105	11" PRO ELECTRICIAN TOTE
DWST560106	20" PRO TOTE
DWST560104	20" PRO OPEN MOUTH TOOL BAG
DWST560103	16" PRO OPEN MOUTH TOOL BAG
DWST560101	PRO BACKPACK ON WHEELS
DWST560102	PRO BACKPACK
DWST560107	18" PRO ROLLING TOOL BAG
DWST560109	BUCKET TOOL ORGANIZER

Store and transport tools on the jobsite with the new DEWALT lineup. Featuring 1680 denier fabric, dirt-repellant tarpaulin, and water-resistant compartments, these professional tool bags are built with enhanced hybrid technology to withstand rough jobsite conditions.



DWST560105



DWST560106



DWST560104



DWST560107



DWST560101



DWST560102



DWST560103



DWST560109

TSTAK® TOOL BAGS



DWST17623
TSTAK® COVERED TOOL BAG



DWST17624
TSTAK® SOFT TOOL ORGANIZER

KNEE PADS

DWST590012
STABILIZING KNEE
PADS WITH GEL



DWST590014
FLOORING KNEE
PADS WITH GEL



DWST590013
HARD-SHELL KNEE
PADS WITH GEL



DWST590015
NON-MARRING
KNEE PADS



METAL STORAGE



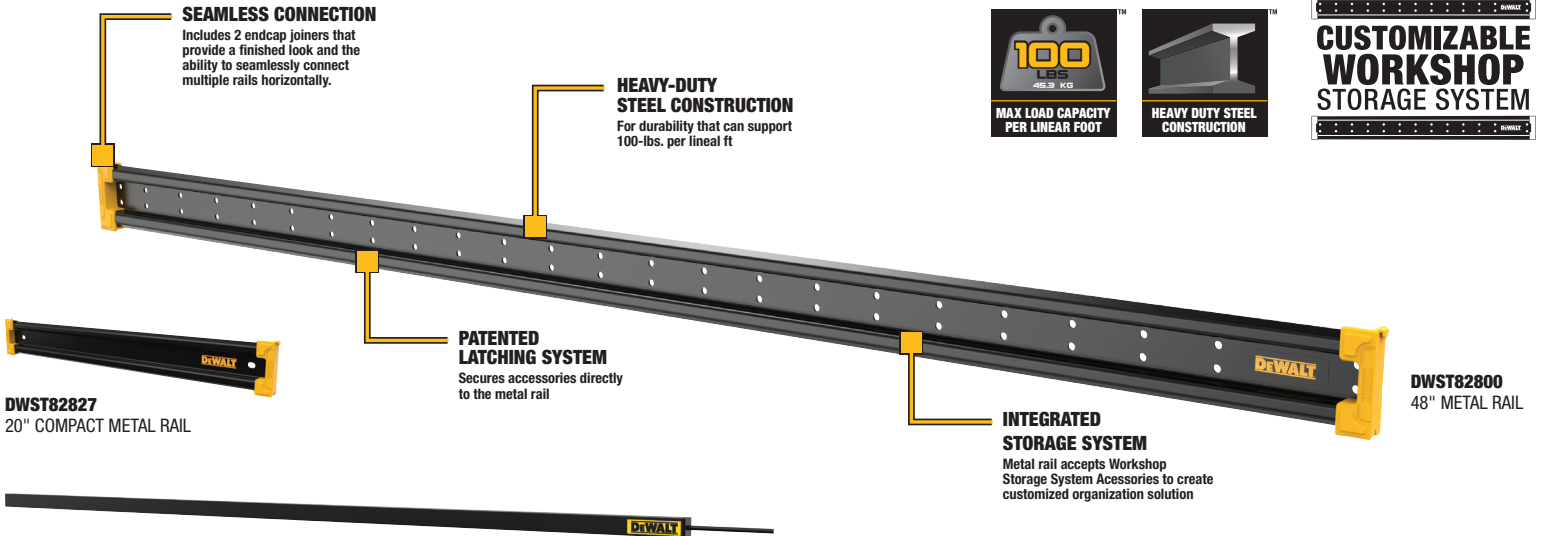
GET TOUGH ON ORGANIZATION

SEAMLESS CONNECTION

Includes 2 endcap joiners that provide a finished look and the ability to seamlessly connect multiple rails horizontally.

HEAVY-DUTY STEEL CONSTRUCTION

For durability that can support 100-lbs. per lineal ft



DWST82827
20" COMPACT METAL RAIL

PATENTED LATCHING SYSTEM
Secures accessories directly to the metal rail

INTEGRATED STORAGE SYSTEM
Metal rail accepts Workshop Storage System Accessories to create customized organization solution

DWST82800
48" METAL RAIL


DWST98280
25" MAGNETIC LIGHT



DWST82825
30 POWER TOOL STORAGE KIT



DWST82826
LAWN & GARDEN STORAGE KIT



DWST82801
21 PIECE STARTER KIT

METAL STORAGE



DWST82815
STANDARD DOUBLE HOOK



DWST82805
SHORT STANDARD HOOK



DWST82816
8-PIECE HAND TOOL
HOOK SET



DWST82814
OUTDOOR POWER
EQUIPMENT HOOK



DWST82808
LONG HANDLE TOOL HOOK



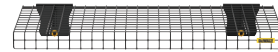
DWST82809
HOSE HOOK



DWST82810
LADDER HOOK



DWST82811
LONG STANDARD HOOK




DWST82812
WIRE SHELF



DWST82813
PLASTIC BIN - 2 PACK



DWST82693
MAGNETIC POWER STRIP



DWST82818
4-PIECE CORDLESS POWER
TOOL HANG HOOK SET



DWST82817
8PC CORDED POWER TOOL
PEG HOOK SET



DWST82820
BATTERY CLEAT - SINGLE



DWST82821
BATTERY CHARGER MOUNT



DWST82819
BATTERY RAIL

DWST82822
POWER TOOL
STORAGE SHELF



DWST82823
POWER TOOL
HOLSTER



DWST82824
POWER TOOL
CABINET
MADE IN THE
USA
NEW FLOOR, NEW LIFE



DWST26041
26" WIDE,
4-DRAWER
TOOL CHEST



DWST37041
37" WIDE 4-DRAWER
TOOL CHEST



DWST41061
41" WIDE 6-DRAWER
TOOL CHEST



DWST52071
52" WIDE 6-DRAWER
TOOL CHEST



DWST27042
26" WIDE,
4-DRAWER
ROLLING TOOL
CABINET



DWST37052
37" WIDE 5-DRAWER
ROLLING TOOL
CABINET



DWST41092
41" WIDE 8-DRAWER
ROLLING TOOL
CABINET




DWST52082
52" WIDE 8-DRAWER
ROLLING TOOL
CABINET



DWST41083
40" WIDE,
8-DRAWER
MOBILE
WORKSTATION



DWST52083
52" WIDE,
8-DRAWER
MOBILE
WORKSTATION



TAPE MEASURES

TOUGH SERIES™



SCAN FOR MORE INFO
(TOUGH SERIES™)

DWHT36916S
TOUGH SERIES™ 16 FT. TAPE MEASURE

DWHT36925S
TOUGH SERIES™ 25 FT. TAPE MEASURE

DWHT36935S
TOUGH SERIES™ 35 FT. TAPE MEASURE

- EXTENDED REACH: Measure up to 17 ft. without assistance
- EASILY CLINGS TO METAL: Removable magnet simplifies the measurement process



DWHT35625S
TOUGH SERIES™ 25 FT. LIGHTED
TAPE MEASURE



TOUGH SERIES™



SCAN FOR MORE INFO
(Spec Sheet)

ATOMIC COMPACT SERIES



*20% more compact for improved grip based on average grip span reduction when compared to DWHT36916, DWHT36925, DWHT36935



SCAN FOR MORE INFO
(ATOMIC Tape Measures)



DWHT38116S
16 FT. TAPE MEASURE



DWHT38125S
25 FT. TAPE MEASURE



DWHT38130S
30 FT. TAPE MEASURE

HAMMERS

TOUGH SERIES™



SCAN FOR MORE INFO
(TOUGH SERIES™)

DWHT51135X
12 OZ. MIGWELD
NAILING HAMMER

DWHT51138X
14 OZ. MIGWELD
NAILING HAMMER



- 5x more durable grip. Anti-Slip
- Balanced design for smooth and controlled swing
- Magnetic nail starter for fast, easy nailing

DWHT51008
22 OZ. DEMO
HAMMER

DWHT51388
3 LB. 1 PC.
DRILLING
HAMMER

DWHT51002
16 OZ. CURVED
CLAW STEEL
HAMMER

DWHT51003
16 OZ. RIP
CLAW STEEL
HAMMER

MECHANICS TOOL SETS

TOUGH SERIES™



SCAN FOR MORE INFO
(Spec Sheet)

DEWALT #	DESCRIPTION
DWMT45404	182 PC. 3 DRIVE
DWMT45405	49 PC. 1/2 IN. DRIVE
DWMT45407	100 PC. 2 DRIVE
DWMT45408	140 PC. 1/4 IN. AND 3/8 IN.
DWMT45409	185 PC. 3 DRIVE
DWMT45410	96 PC. 1/4 IN. AND 3/8 IN.
DWMT45411	155 PC. 3 DRIVE
DWMT45412	30 PC. TOUGH BOX 3/8 IN. DRIVE
DWMT45413	20 PC. TOUGH BOX 1/4 IN. DRIVE
DWMT45414	23 PC. TOUGH BOX 1/2 IN. DRIVE
DWMT45415	184 PC. 3 DRIVE
DWMT45416	172 PC. 3 DRIVE
DWMT45417	242 PC. 3 DRIVE



LOW PROFILE RATCHET SETS

DEWALT # DESCRIPTION

DWMT45422	50PC 1/4" DR SET
DWMT45423	50PC 3/8" DR SET
DWMT45424	84PC 3/8" DR SET
DWMT45425	142PC 1/4" AND 3/8" DR SET



SCAN FOR MORE INFO
(Spec Sheet)

SCREWDRIVERS

TOUGH SERIES™

MAXFIT® PRECISION TIP
HELP REDUCE CAMEOUT

10X CORROSION RESISTANCE

BLACK CHROME COATING
for 10X more corrosion resistance*

*Black chrome plated for 10X better corrosion resistance compared to DWHT62290



DWHT65100
2 PC. SET



DWHT65101
4 PC. SET



DWHT65102
8 PC. SET



DWHT65103
17 PC. SET



DWHT65104
27 PC. SET

DEWALT # SINGLES

DWHT65000	PHILLIPS 1
DWHT65001	PHILLIPS 2
DWHT65002	PHILLIPS 2 LONG
DWHT65003	PHILLIPS 3
DWHT65004	SLOTTED 3/16"
DWHT65005	SLOTTED 1/4"
DWHT65006	SLOTTED 1/4" LONG
DWHT65007	SLOTTED 5/16"
DWHT65008	SLOTTED 3/8"
DWHT65010	SQUARE SQ1
DWHT65011	SQUARE SQ2
DWHT65012	TORX T10
DWHT65013	TORX T15
DWHT65014	TORX T20
DWHT65015	TORX T25
DWHT65016	TORX T3

DWHT68000
MAXFIT® 11-IN-1 Multi-Bit

TOUGH SERIES™

- Space saving 11-in-1 design saves time and prevents loss of bits
- MAXFIT® Ergonomic, Bi-Material handle offers maximum comfort and torque



DWHT68001
MAXFIT® 10PC Telescoping
Multi-Bit

TOUGH SERIES™

- Gnurling added to the shaft for extra grip for Precision tasks
- Improved gnurled metal ratchet housing



DWHT68002
MAXFIT® 11PC
RATCHETING Multi-Bit

TOUGH SERIES™

- Gnurling added to the shaft for extra grip for Precision tasks
- Convenient bit storage in handle



DWHT66719
FLEXDRIVE™ SCREWDRIVER SET

- 6 stage torque adjustment
- 680 screws per charge*
- 2Ah integral battery that delivers up to 32
- Quick 60 min. recharge and LED battery



SCAN FOR MORE INFO
(Spec Sheet)

STANLEY

STHT60820
STANLEY™ 2PC OFFSET
SCREWDRIVER SET



STANLEY™ NUT DRIVERS



- Comfort Grip Handle
- Hollow Shaft & Thru-Handle

ITEM #	SIZE
STHT60838	3/16"
STHT60836	7/32"
STHT60821	1/4"
STHT60840	9/32"
STHT60822	5/16"
STHT60823	11/32"
STHT60824	3/8"
STHT60825	7/16"

ITEM #	SIZE
STHT60826	1/2"
STHT60827	9/16"
STHT60841	5/8"
STHT60828	5M
STHT60829	5.5M
STHT60830	6M
STHT60831	7M
STHT60832	8M

ITEM #	SIZE
STHT60833	10M
STHT60834	13M
STHT60847	11PC SAE SET W/ TRAY
STHT60848	7PC MM SET W/ TRAY

KNIVES



DWHT10990
ATOMIC FOLDING
KNIFE



DWHT10995
PUSH & FLIP FOLDING
UTILITY KNIFE 2PK



DWHT10991
PUSH & FLIP FOLDING
UTILITY KNIFE



DWHT10992
PUSH & FLIP FOLDING
UTILITY KNIFE WITH
BLADE STORAGE



DWHT10993
DROP POINT
POCKET KNIFE



DWHT10994
TANTO POCKET
KNIFE



DWHT10999
TOUGHSERIES
RETRACTABLE
UTILITY KNIFE

JAB SAW



DWHT20540
JAB SAW

- Aggressive Tooth Design cuts up to 50% faster than traditional tooth designs
- Multiple Material Usage for use on drywall, plastic and other building materials

OPEN REEL TAPE MEASURES

DEWALT #	DESCRIPTION
DWHT34039	1/2" 100 ft Open Reel Fiberglass
DWHT34049	1/2" 300 ft Open Reel Fiberglass
DWHT34145	3/4" 100 ft Open Reel Fiberglass

- 3:1 faster rewind compared to a non-geared product
- 2X stronger hook connection* to protect the hook and blade at its weakest point
- Metal loop easily grabs onto wooden grade stakes



DWHT34036
3/8" 100 FT CLOSED
CASE LONG
TAPE MEASURE

- 5:1 gear ratio for 5X faster blade rewind
- Blade release button for easy blade pull out
- Spring loaded carabiner attachment for easy transportation



DWHT83550
TOUGHSERIES™
CONSTRUCTION JACK

- Ease-of-use with the step-to-lift function
- Lift capacity of up to 340 lbs.* and a lift height of 8-3/4 in.



SCAN FOR MORE INFO
(Spec Sheet)

TORQUE WRENCHES



SCAN FOR MORE INFO
(Spec Sheet)



DEWALT #	DESCRIPTION
DWMT75462	1/2" TORQUE WRENCH 50-250 ft-lbs
DWMT75463	3/8" TORQUE WRENCH 20-100 ft-lbs
DWMT17060	3/8" TORQUE WRENCH 20-100 FT-LBS
DWMT17061	3/8" DIGITAL TORQUE WRENCH 20-100-FT-LBS

HEX KEYS

DWHT70262M
FOLDING LOCKING HEX KEY (SAE)



DWHT70263M
FOLDING LOCKING HEX KEY (Metric)

85-753
22PC SAE & METRIC LONG ARM



ADJUSTABLE WRENCHES

DEWALT #	SIZE
DWHT80266	6"
DWHT80267	8"
DWHT80268	10"
DWHT80269	12"
DWHT80270	15"

- Precision jaws engineered to facilitate minimal jaw movement between moveable and fixed jaws for precise adjustments



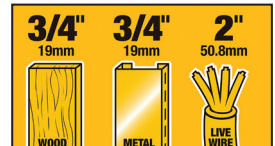
DWHT80272
SPUD ALL-STEEL
ADJUSTABLE WRENCH

STUD FINDER

DW0100
3/4 IN. STUD FINDER

DW0150
1-1/2 IN. STUD FINDER

- Center-find technology to easily find the center of the stud
- AC and live wire detection for added safety
- Center marking channel for added convenience



DEPTH DETECTION

MANUAL STAPLERS



DWHT75021
5-IN-1
ELECTRONIC
STAPLE GUN



SPECIFICATIONS	
Tool Weight	3.0 lbs
Compatible Fasteners	Heavy-Duty Staples 1/4" - 9/16"
	Narrow Crown Staples 5/16" - 1/2"
	Cable Staples 3/8" - 9/16"
	18 GA Headless Pin Nails 5/8"
	18 GA Brad Nails 1/2" - 5/8"



DWHT7350 2-IN-1 HEAVY-DUTY
STAPLE AND BRAD TACKER

SPECIFICATIONS	
Tool Weight	2.0 lbs
Compatible Fasteners	Heavy-Duty Staples 1/4" - 9/16"
	18 GA Brad Nails 1/2" - 5/8"

BOSTITCH®



H30-6



PC2K


BOSTITCH #	DESCRIPTION	FASTENER LENGTH	MAGAZINE CAPACITY	LENGTH
H30-6	POWERCROWN™ LIGHT WIRE HAMMER TACKER	1/4" - 3/8"	84	12"
H30-8	POWERCROWN™ HAMMER TACKER	1/4" - 3/8"	84	12"
H30-8D6	POWERCROWN™ HAMMER TACKER WITH HOLSTER	1/4" - 3/8"	84	12"
PC2K	POWERSLAM™ POWERCROWN™ HAMMER TACKER	1/4" - 3/8"	168	14.25"
T6-60C2	HEAVY DUTY POWERCROWN™ TACKER Outward Crown	1/2" - 1/2"	84	7.5"
T6-80C2	HEAVY DUTY POWERCROWN™ TACKER Outward Crown	1/4" - 9/16"	84	7.5"



T6-60C2

HEAVY DUTY STAPLES

DEWALT #	LENGTH	QTY
DWHTA7045	1/4"	5000
DWHTA7055	5/16"	5000
DWHTA7065	3/8"	5000
DWHTA7085	1/2"	5000
BOSTITCH #	LENGTH	QTY
STCR50199/16-4	9/16"	4,032
STCR50199/16-1	9/16"	1,000
STCR50199/16-4	9/16"	4,032
STCR26191/2	1/2"	5,000
STCR50193/8-5M	3/8"	5,000



Compatible With:
DEWALT®, Stanley®, Bostitch®,
and Arrow® Heavy-Duty
Tackers.

LOCKING PLIERS & CLAMPS

WISE-GRIP®
The Original
SINCE 1924™



IRWIN #	CURVED PLIERS
4935576	10CR 10" CURVED
4935578	7CR 7" CURVED



IRWIN #	LONG NOSE PLIERS
1502L3	9LN 9" LONG NOSE
1402L3	6LN 6" LONG NOSE
1602L3	4LN 4" LONG NOSE

IRWIN #	CLAMPS
275	CLAMP 24R 24"/REG TIP
211ZR	CLAMP 18DR 18"/REG TIP
21	CLAMP 18R 18"/REG TIP
19	CLAMP 11R 11"/REG TIP
30	CLAMP 9DR 9"/REG TIP
17	CLAMP 6"/REG TIP

IRWIN #	CURVED W/ CUTTER PLIERS
502L3	10WR 10" CURVED W/CUTTER
702L3	7WR 7" CURVED W/CUTTER
902L3	5WR 5" CURVED W/CUTTER
1002L3	4WR 4" CURVED W/CUTTER

IRWIN #	STRAIGHT PLIERS
102L3	10R 10" STRAIGHT
302L3	7R 7" STRAIGHT

IRWIN #	PINCH OFF
29	7" LOCKING PLIER



SCAN FOR MORE INFO
(Spec Sheet)



WISE-GRIP® WIRE STRIPPERS



IWHT84002
7-IN-1 MULTI-FUNCTION
WIRE STRIPPER



2078300
8" SELF-ADJUSTING WIRE
STRIPPER



2078309
8" WIRE STRIPPER /
CUTTER / CRIMPER



2078317
7" WIRE STRIPPER /
CUTTER / CRIMPER



2078316
6" WIRE STRIPPER / CUTTER



2078305
5" WIRE STRIPPER / CUTTER

WISE-GRIP® LINEMAN'S PLIERS



SCAN FOR MORE INFO
(Spec Sheet)

IWHT84000
9.5" HIGH LEVERAGE
LINEMAN'S PLIERS
WITH POWERSLOT™
TECHNOLOGY



IWHT84001
8" HIGH LEVERAGE
DIAGONAL PLIERS
WITH POWERSLOT™
TECHNOLOGY



GROOVE JOINT PLIERS

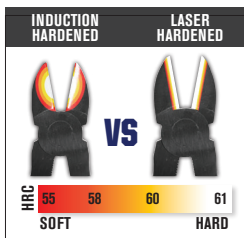


IRWIN #	STRAIGHT JAW
4935320	8"
4935321L	10"
4935322	12"



IRWIN #	CURVED JAW
2078506	6"
2078508	8"
2078510	10"
2078512	12"

WISE-GRIP® LASER HARDENED CUTTING PLIERS



- Cuts with less effort
- More durable cutting edges
- High carbon alloy steel for superior performance
- Two-Zone comfort grip



1968333
8" DIAGONAL PLIERS



1968334
8" LINEMAN'S PLIERS

1968332
6" DIAGONAL PLIERS

1968335
9.5" LINEMAN'S PLIERS

1968337
8" LONG NOSE PLIERS



WISE-GRIP® CABLE CUTTING PLIERS



2078328
8" CABLE CUTTING PLIERS

- Durable nickel chromium steel construction
- ProTouch™ grips provide extra comfort and reduces hand fatigue
- Cuts Copper and Aluminum wire
- Induction hardened cutting edge stays sharper, longer

WRENCH

IRHT82635
PLIERS WRENCH 8"



IRHT82636
PLIERS WRENCH 10"

- Smooth jaws help provide damage-free installation to chrome or plated fittings
- Patented GrooveLock™ mechanism for fast and easy adjustment in confined spaces

PLIERS

2078900
6-1/2" CONVERTIBLE
SNAP RING PLIER

- ProTouch™ grips provide extra comfort for less hand fatigue.



WISE-GRIP® PIPE WRENCH

274001SM
11" QUICK-ADJUSTING
PIPE WRENCH

- Quick-adjusting jaw with one-handed operation ratchets quickly to work surface
- Cast aluminum construction for 40% less weight than standard 14" cast iron pipe wrench; ergonomic handles are ideal for heavy torque and maximum comfort



3X FASTER*
QUICK-ADJUSTING COMES ALONG
*than traditional pipe wrenches

ADJUSTABLE WRENCH

IRWIN #	SIZE
2078606	6"
2078608	8"
2078610	10"
2078612	12"

- Durable chrome vanadium construction
- ProTouch™ grips provide extra comfort and reduces hand fatigue
- English and metric scales



IRHT83100
QUICK-LIFT™
CONSTRUCTION JACK



SCAN FOR MORE INFO
(Spec Sheet)



FLAGGING & CAUTION TAPE

Flagging Tapes

IRWIN #	LENGTH	COLOR	QTY
65601	150'	GLO RED	24
65602	150'	GLO ORANGE	24
65603	150'	GLO PINK	24
65604	150'	GLO LIME	24
65901	300'	RED	24
65902	300'	ORANGE	24
65903	300'	BLUE	24
65905	300'	YELLOW	24

Barrier Tapes

IRWIN #	DESCRIPTION	LENGTH	QTY
66200	CAUTION TAPE	300' X 3"	8
66202	DANGER - DO NOT ENTER TAPE	300' X 3"	8
66231	CAUTION TAPE	1000' X 3"	8
2034300	YELLOW/BLACK FLOOR TAPE	54' X 2"	24

Stake Flags

IRWIN #	COLOR	QTY
64100	GLO ORANGE	10
64101	GLO PINK	10
64102	GLO LIME	10
2034204	WHITE	10
2034205	YELLOW	10
2034206	BLUE	10
2034207	RED	10
2034208	RED	10
2034300	RED	10



2.5" X 3.5" X 21"

IRWIN #	DESCRIPTION	COLOR	QTY
2034208	DANGER FLAGS 12" X 12"	RED	12

STRAIT-LINE® LUMBER CRAYONS

IRWIN #	COLOR	QTY
66401ZR	RED	12
66402	BLUE	12
66404	BLACK	12
66405	WHITE	12
66406	YELLOW	12



- For use on oily, slick, wet, cold or dry surfaces, Non-toxic and waterproof
- Ideal for lumber, concrete, ceramics, rubber, metal, paper and cardboard

STRAIT-LINE® PENCIL

66305SL
MEDIUM LEAD CARPENTER PENCIL - 72 PC













STRAIGHT-LINE® CHALK REELS

IRWIN® STRAIT-LINE® has manufactured chalk reels designed with the end-user in mind for more than 50 years. The new expanded chalk reel range features larger chalk fill openings designed for ease and speed and delivers best-in-class line strength and reel durability to hold up to jobsite wear and tear.



	CLASSIC	SPEEDLINE™	SPEEDLINEPRO™	MACH6™	LAYOUTPRO™
	IWHT48441	IWHT48442	IWHT48443	IWHT48445	IWHT48446
					
Chalk Fill Door	Wide	Wide	Easy Fill	Easy Fill	Wide
Gear Ratio	3:1	3:1	6:1	6:1	2:1
Case Material	Aluminum	ABS Plastic	ABS Plastic + Rubber Overmold	Aluminum	ABS Plastic + Rubber Overmold

Marking Chalk Color Permanence & Application Guide

Low	PERMANENCY SCALE				High
DUST-OFF	STANDARD	HI-VISIBILITY	PERMANENT	PERMANENT STAINING	
					
Permanency 0 1 2 3 4	Permanency 0 1 2 3 4	Permanency 0 1 2 3 4	Permanency 0 1 2 3 4	Permanency 0 1 2 3 4	
INDOOR	INDOOR/OUTDOOR	INDOOR/OUTDOOR	OUTDOOR	OUTDOOR	
<ul style="list-style-type: none"> Eliminates the need for priming before painting Ideal for composite decking 	<ul style="list-style-type: none"> Temporary marking chalk 	<ul style="list-style-type: none"> Low light conditions Corrective marking 	<ul style="list-style-type: none"> Weather-resistant lines remain visible after weeks of weather and jobsite wear and tear 	<ul style="list-style-type: none"> Withstands months of weather and jobsite wear and tear Reduces need for additional sealant 	
COLORS	COLORS	COLORS	COLORS	COLORS	
					
Interior Finish Work				Extreme Conditions	



IRWIN #	MARKING CHALK
4935426	6 OZ LIGHT VIOLET DUST-OFF
64801ZR	4 OZ BLUE
64901	8 OZ BLUE
65201	2.5 LB BLUE STANDARD
65104	5 LB. WHITE STANDARD
65101ZR	5 LB. BLUE STANDARD
64905ZR	8 OZ FLSCNT ORNG
64907	8 OZ FLSCNT GREEN
65105	5 LB ORANGE HI-VIS
65106	5 LB. GREEN HI-VIS
64902	8 OZ RED

IRWIN #	MARKING CHALK
65202	2.5 LB RED PERMANENT
65102	5 LB. RED PERMANENT
2032160	5 LB BLACK PERMANENT
4935518	6 OZ - INDIGO BLUE PERMANENT
4935519	6 OZ - CRIMSON RED PERMANENT
4935520	6 OZ - MIDNIGHT BLACK PERMANENT
4935522	2 LB - CRIMSON RED PERM. STAINING
4935524	4 LB - INDIGO BLUE PERMANENT
4935525	4 LB - CRIMSON RED PERMANENT
4935526	4 LB - MIDNIGHT BLACK PERMANENT

SPEEDBOR® SELF-FEED BITS



IRWIN #	SIZE
IWAX2005	1-1/2"
IWAX2006	1-3/4"
IWAX2007	2"
IWAX2008	2-1/8"
IWAX2009	2-9/16"



SCAN FOR MORE INFO
(Spec Sheet)



REIGN SUPREME™ with SPEEDBOR SUPREME™ Self-Feed Bits, even when driving into nail-embedded wood. Make quick, clean holes with durable, bi-metal construction engineered to withstand repeated nail strikes.

STRAIGHT SHANK INSTALLER BITS

IRWIN #	SIZE	APPLICATION
1890707	1/4" X 18"	WOOD
1890708	5/16" X 18"	WOOD
1890709	3/8" X 18"	WOOD
1890713	5/8" X 18"	WOOD
1890725	1/4" X 18"	MASONRY
1890727	3/8" X 18"	MASONRY
1890728	1/2" X 18"	MASONRY

- Easy wire pulling with hole in flute
- 3-flatted shank prevents slipping in drill chuck



SPEEDBOR® SUPREME AUGER BITS



- AGGRESSIVE SCREW TIP: Designed for effortless drilling
- EDGE & SCREW TIP: Unique Bi-Metal Construction

IRWIN #	SIZE
IWAX3005	3/8" X 18"
IWAX3006	1/2" X 18"
IWAX3007	5/8" X 18"
IWAX3008	3/4" X 18"
IWAX3009	7/8" X 18"
IWAX3010	1" X 18"
IWAX3015	1/2" X 7.5"
IWAX3016	5/8" X 7.5"
IWAX3017	3/4" X 7.5"
IWAX3018	7/8" X 7.5"
IWAX3019	1" X 7.5"



SCAN FOR MORE INFO
(Auger Spec Sheet)

SPEEDBOR® SPADE BITS

IRWIN #	SIZE
88804	1/4" X 6"
88805	5/16" X 6"
88806	3/8" X 6"
88807	7/16" X 6"
88808	1/2" X 6"
88809	9/16" X 6"
88810	5/8" X 6"
88811	11/16" X 6"
88812	3/4" X 6"
88813	13/16" X 6"
88814	7/8" X 6"
88815	15/16" X 6"
88816	1" X 6"
88818	1-1/8" X 6"
88820	1-1/4" X 6"
88822	1-3/8" X 6"
88824	1-1/2" X 6"

IRWIN #	SIZE
88706	3/8" X 16"
88708	1/2" X 16"
88710	5/8" X 16"
88712	3/4" X 16"
88714	7/8" X 16"
88716	1" X 16"

- CHAMFERED CUTTING EDGES For Increased Durability
- PATENTED BLUE GROOVE Faster Chip Removal With Larger Parabolic Scoop
- 1/4" IMPACT RATED SHANK Designed For Impact Drivers


















SCAN FOR MORE INFO
(Spec Sheet)

ANCHOR SELECTION GUIDE

SCAN HERE
TO WATCH THE
INSTALLATION GUIDES



ADHESIVE ANCHORING SYSTEMS

Pure220+™ High Strength Epoxy Anchoring System				■	■	■	■	■	■	■	■	■	■	■	3/8" - 1-1/4" #3 - #11 Rebar	■	■	■	■	■	■	■	■	■	■	1, 6, 7	Hilti RE 500 V3 Simpson SET 3G	
Pure110+® High Strength Epoxy Anchoring System				■	■	■	■	■	■	■	■	■	■	■	3/8" - 1-1/4" #3 - #11 Rebar	■	■	■	■	■	■	■	■	■	■	■	1, 4, 6, 7, 8*	Hilti RE 500 V3 Simpson SET-XP Simpson SET 3G
Pure50+™ Epoxy Anchoring System				■	■	■	■	■	■	■	■	■	■	■	3/8" - 1-1/4" #3 - #10 Rebar	■	■	■	■	■	■	■	■	■	■	■	1, 4, 6, 7	Hilti RE 100 Simpson SET
AC200+™ High Strength Acrylic Anchoring System				■	■	■	■	■	■	■	■	■	■	■	3/8" - 1-1/4" #3 - #10 Rebar	■	■	■	■	■	■	■	■	■	■	■	1, 4, 6, 7	Hilti HY 200 Simpson AT-3G
AC100+ Gold® Vinylester Adhesive Anchoring System				■	■	■	■	■	■	■	■	■	■	■	3/8" - 1-1/4" #3 - #10 Rebar	■	■	■	■	■	■	■	■	■	■	■	1, 4, 6, 7	Hilti HY 100 Hilti HY 270 Simpson AT-XP

EXPANSION ANCHORS

Power-Stud®+ SD1 Carbon Steel Wedge-Anchor				■	■	■	■	■	■	■	■	■	■	1/4" - 1-1/4"	■	■	■	■	■	■	■	■	1, 2, 3, 4	Hilti Kwik Bolt 3 (KB3) Hilti KB1 Simpson Strong Bolt 2
Power-Stud®+ SD2 High Performance Carbon Steel Wedge-Anchor				■	■	■	■	■	■	■	■	■	■	3/8" - 3/4"	■	■	■	■	■	■	■	■	1, 2, 3, 4	Hilti Kwik Bolt TZ/TZ2 Simpson Strong Bolt 2
Power-Stud®+ SD4 304 Stainless Steel Wedge-Anchor				■	■	■	■	■	■	■	■	■	■	1/4" - 3/4"	■	■	■	■	■	■	■	■	1, 4	Hilti Kwik Bolt 3 (KB3) / KB TZ/TZ2 SS Simpson Strong Bolt 2
Power-Stud®+ SD6 316 Stainless Steel Wedge-Anchor				■	■	■	■	■	■	■	■	■	■	1/4" - 3/4"	■	■	■	■	■	■	■	■	1, 4	Hilti Kwik Bolt 3 (KB3) / KB TZ/TZ2 SS Simpson Strong Bolt 2
Power-Stud® HD5 Hot-Dip Galvanized Wedge Expansion Anchor				■	■	■	■	■	■	■	■	■	■	3/8" - 3/4"	■	■	■	■	■	■	■	■		Hilti Kwik Bolt 3 (KB3)

SCREW ANCHORS

Screw-Bolt+™ High Performance Screw Anchor				■	■	■	■	■	■	■	■	■	■	1/4" - 3/4" (Zinc Plated & Mech Galv)	■	■	■	■	■	■	■	■	1, 4	Hilti KH-EZ / KWIK Simpson Titen HD
Screw-Bolt+™ Flat Head High Performance Screw Anchor				■	■	■	■	■	■	■	■	■	■	1/4" - 3/4" (Zinc Plated & Mech Galv)	■	■	■	■	■	■	■	■	1, 4	Hilti KH-EZ / KWIK Simpson Titen HD Hilti KH-EZ SSS16
316 Stainless Steel Wedge-Bolt™ Screw Anchor				■	■	■	■	■	■	■	■	■	■	1/4" - 1/2"	■	■	■	■	■	■	■	■		Simpson Stainless Steel Titen HD
UltraCon®+ Concrete Screw Anchor				■	■	■	■	■	■	■	■	■	■	3/16" - 1/4"	■	■	■	■	■	■	■	■	1, 4, 5	Simpson Titen Turbo ITW Tapcon

SPECIALTY ANCHORS

CCU+™ Heavy Duty Undercut Anchor				■	■	■	■	■	■	■	■	■	■	3/8" - 3/4" anchor rod Carbon Steel & Stainless Steel	■	■	■	■	■	■	■	■	1, 4	Hilti HDA Undercut Simpson TCA
Power-Bolt®+ Heavy Duty Sleeve Anchor				■	■	■	■	■	■	■	■	■	■	1/4" - 3/4" Carbon Steel	■	■	■	■	■	■	■	■	1, 4	Hilti HSL-3/HSL-4

MEP THREADED ROD HANGING ANCHORS


Snake+® Rod Hanger / Screw Anchor			■	■	■	■	■	■	■	■	■	■	■	1/4" - 1/2"	■	■	■	■	■	■	■	■	1, 2, 4	No Similar Product
Smart DI™ Internally Threaded Expansion Anchor			■	■	■	■	■	■	■	■	■	■	■	1/4" - 1/2"	■	■	■	■	■	■	■	■	2, 3	Hilti HDI
Hangermate®+ (Concrete) Rod Hanging Anchor			■	■	■	■	■	■	■	■	■	■	■	1/4" - 1/2"	■	■	■	■	■	■	■	■	1, 2, 4	ITW Sammys Hilti KH-EZ Simpson Titen Rod Hanger
Hangermate® (Steel, Wood) Rod Hanging Anchor			■	■	■	■	■	■	■	■	■	■	■	1/4" - 3/8"	■	■	■	■	■	■	■	■	2, 3	ITW Sammys
Mini-Undercut+™ Rod Hanger for PT Slabs and Hollow Core Plank			■	■	■	■	■	■	■	■	■	■	■	3/8"	■	■	■	■	■	■	■	■	1, 4	Hilti HDI-TZ
Bang-It®+ Metal deck cast in place anchor			■	■	■	■	■	■	■	■	■	■	■	1/4" - 3/4"	■	■	■	■	■	■	■	■	1, 2, 3, 4	Hilti KCM-MD Hilti KCC-MD
Wood-Knocker® II+/Pan-Knocker™ II+ Cast-in-Place Anchor for Forms			■	■	■	■	■	■	■	■	■	■	■	1/4" - 3/4"	■	■	■	■	■	■	■	■	1, 2, 3, 4	Hilti KCM-WF Hilti KCC-WF Hilti KCM-PD
DDI+™ (Deck Insert) Metal Deck Cast In Place Anchor			■	■	■	■	■	■	■	■	■	■	■	3/8" - 7/8"	■	■	■	■	■	■	■	■	1, 2, 3, 4	No Similar Product

MEDIUM / LIGHT DUTY ANCHORS

Polly™ Hollow Wall Anchor			■	■	■	■	■	■	■	■	■	■	■	Wall Thickness 1/8" - 1-1/8"	■	■	■	■	■	■	■	■		ITW Red Head Poly-Set® Anchor
Toggle Bolt Hollow Wall Anchor			■	■	■	■	■	■	■	■	■	■	■	1/8" x 2" - 1/2" x 4"	■	■	■	■	■	■	■	■		
Sharkie™ Wall Anchor			■	■	■	■	■	■	■	■	■	■	■	#4-#10, #6-#12, #8-#14 Screw	■	■	■	■	■	■	■	■		
Strap-Toggle™ Hollow Wall Anchor			■	■	■	■	■	■	■	■	■	■	■	3/16" - 1/2"	■	■	■	■	■	■	■	■		Hilti HTB Toggle Bolt
Zip-Toggle® Hollow Wall Anchor			■	■	■	■	■	■	■	■	■	■	■	#6 x 2	■	■	■	■	■	■	■	■		
Wall-Dog™ Universal Light Duty Anchor			■	■	■	■	■	■	■	■	■	■	■	1/4" Diameter with #8 Head	■	■	■	■	■	■	■	■		
Bantam Plug Plastic Wall Anchor			■	■	■	■	■	■	■	■	■	■	■	#6-9 x 3/4" - #14-16 x 1-1/2"	■	■	■	■	■	■	■	■		Hilti HUD-1 Wall Plug
Zip-It® Zinc or Nylon Wallboard Anchor			■	■	■	■	■	■	■	■	■	■	■	#6 to #8 Screws	■	■	■	■	■	■	■	■		ITW Red Head EZ Simpson Sure Wall
Lok-Bolt AS® Sleeve Anchor			■	■	■	■	■	■	■	■	■	■	■	1/4" - 3/4"	■	■	■	■	■	■	■	■		Hilti HLC Sleeve
Hollow-Set Dropin™ Internally Threaded Expansion Anchor			■	■	■	■	■	■	■	■	■	■	■	1/4" - 5/8"	■	■	■	■	■	■	■	■	3	Simpson HDIA
Zamac Hammer-Screw® Nail Anchor			■	■	■	■	■	■	■	■	■	■	■	1/4" x 3/4" - 1/4" x 3"	■	■	■	■	■	■	■	■		Hilti HPS-1
Zamac Nailin® Nail Anchor			■	■	■	■	■	■	■	■	■	■	■	3/16" x 7/8" - 1/4" x 3"	■	■	■	■	■	■	■	■		Hilti HMH Nail In
Spike® Pin Anchor			■	■	■	■	■	■	■	■	■	■	■	3/16" - 1/2"	■	■	■	■	■	■	■	■		Simpson Crimp Drive®
Calk-In™ Mechanical Bolt Anchor			■	■	■	■	■	■	■	■	■	■	■	#8 Screw to 1/2"	■	■	■	■	■	■	■	■		
Double™ Shield Expansion Anchor			■	■	■	■	■	■	■	■	■	■	■	1/4" - 3/4"	■	■	■	■	■	■	■	■		
Single™ Shield Expansion Anchor			■	■	■	■	■	■	■	■	■	■	■	1/4" - 5/8"	■	■	■	■	■	■	■	■		

*Hilti is registered trademark of Hilti Corporation. Simpson is registered trademark of Simpson Strong-Tie Company, Inc. ITW Red Head is registered trademark of Illinois Tool Works, Inc.

MECHANICAL ANCHORS



- Ease and speed of overhead installation
- Lower in-place cost, when compared to beam clamps, lag bolts and drops
- Steel and wood Hangermate can be installed with a drill screw gun
- Side mount versions available for steel and wood Hangermate
- Hangermate socket drivers used for the steel and wood hangers



HANGERMATE®

PFM2251100	VERTICAL 3/8"-1/4" x 2" WOOD
PFM2261100	HORIZONTAL 3/8"-1/4" x 2" WOOD
PFM2271000	SUSPENDER 3/8" - 5/16" x 2-1/4" WOOD
PFM2271050	SUSPENDER 3/8"-5/16" x 2-1/4" CONCRETE
PFM227120N	SUSPENDER 3/8"-1/4-20 x 1-1/2" TEK3 METAL
PFM2231150	VERTICAL 3/8"-1/4-20 x 1-1/2" TEKS 5 METAL
PFM2241200	HORIZONTAL 3/8"-1/4-20 x 1-1/2" TEK 5 METAL

HANGERMATE®

PFM2217171	1/4" CONCRETE VERTICAL HANGER 1/4" x 1-1/4"
PFM2217173	3/8" CONCRETE VERTICAL HANGER 1/4" x 1-1/2"
PFM2211280	1/2" CONCRETE VERTICAL HANGER 3/8" x 2"

SOCKET DRIVER FOR HANGERS

PFM1491100	1/2" CONCRETE HANGER
PFM2201150	WOOD, RED
PFM2201200	3/8" STEEL SILVER HANGER

SOCKET DRIVER FOR SUSPENDER®

PFM2201300	SUSPENDER DRIVER
------------	------------------

CALK-IN™

09220-PWR	1/4" x 20
09230-PWR	3/8" x 16
09221-PWR	SETTING TOOL 1/4"
09231-PWR	SETTING TOOL 3/8"

SNAKE+®

6400SD-PWR	1/4" x 1-5/8" x 11/32"
6401SD-PWR	3/8" x 1-5/8" x 11/16"
6403SD-PWR	1/2" x 2-1/2" x 15/16"

SNAKE+® SETTING TOOL

6402SD-PWR	1/4"
6407SD-PWR	3/8"
6404SD-PWR	1/2"

MINI-UNDERCUT+™

PFM211820	3/8" X 3/4"
PPA2431720	STOP DRILL BIT 5/8" X 3/4"
PFM2101720	SDS+ SETTING TOOL 3/8"

HOLLOW-SET DROPIN™

09320-PWR	1/4"
09340-PWR	3/8"
09323-PWR	SETTING TOOL H/S HOLLOW 1/4"
09343-PWR	SETTING TOOL H/S HOLLOW 3/8"



- Base material: Concrete
- Installs with reduced effort compared to traditional drop in style anchors



- Internally threaded anchor for easy removability and service work



- Designed to be easier to fully set during installation as a benefit to the user

SMART DI+

6304SD-PWR	1/4" SMART DI+ CARBON
6306SD-PWR	3/8" SMART DI+ CARBON
6308SD-PWR	1/2" SMART DI+ CARBON

DI STOP DRILL BIT

00391SD-PWR	3/8" DI+ BIT FOR 1/4" SMART DI+
00397SD-PWR	1/2" DI+ BIT FOR 3/8" SMART DI+
00410SD-PWR	5/8" DI+ BIT FOR 1/2" SMART DI+ 1

DI SYSTEM SETTING TOOL

00425SD-PWR	SDS+1/4" SMART DI+ SETTING TOOL
00427SD-PWR	SDS+3/8" SMART DI+ SETTING TOOL
00429SD-PWR	SDS+1/2" SMART DI+ SETTING TOOL



- Base material: Pre-cast hollow core plank concrete
- Internally threaded anchor for easy bolt removability and service work
- Lip provides flush installation and consistent embedment



- Flanged (lipped) version installs flush for easy inspection and standard embedment



- Large shoulder design for preventing over-depth drilling, useful for post-tensioned concrete

MINI STEEL DROPIN™

06335-PWR	CARBON MINI 1/4"
06322-PWR	CARBON MINI 3/8"
06337-PWR	CARBON MINI 1/2"
06336-PWR	SETTING TOOL MINI 1/4"
06323-PWR	SETTING TOOL MINI 3/8"
06338-PWR	SETTING TOOL MINI 1/2"

SDS+ STOP BITS

DWA5491	SDS-Plus 3/8" for 1/4" min Drop in
DWA5492	SDS Plus 1/2" for 3/8" min Drop in
DWA5494	SDS plus 5/8" for 1/2" min drop in



- Base Material: Solid concrete solid block and hard stone
- Internally threaded anchor for easy bolt removability and service work
- Smooth wall dropin can be installed flush mounted or below the base material surface (optionally available with a knurled body)



- Designed to be easier to fully set during installation as a benefit to the user


STEEL DROPIN™

06304-PWR	CARBON 1/4"
06306-PWR	CARBON 3/8"
06308-PWR	CARBON 1/2"
06312-PWR	CARBON 3/4"
06320-PWR	CARBON 5/8"
06305-PWR	SETTING TOOL 1/4"
06307-PWR	SETTING TOOL 3/8"
06309-PWR	SETTING TOOL 1/2"
06311-PWR	SETTING TOOL 5/8"
06313-PWR	SETTING TOOL 3/4"



- Base materials: Normal and sand-lightweight concrete, concrete over metal deck
- Uses standard ANSI Carbide Bits
- Mechanically interlocks with base material
- Embedments similar to drop-in anchors
- Internal hex drive

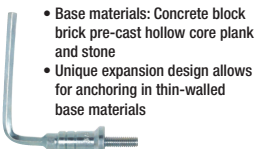
- Easily install these inserts with a standard drill and tap



- Base Materials: Post-tension concrete (PT slabs) hollow-core precast concrete normal-weight concrete sand-lightweight concrete and concrete over steel deck
- ANSI carbide stop bit with enlarged shoulder for accurate drill dept



- Base materials: Concrete block brick pre-cast hollow core plank and stone
- Unique expansion design allows for anchoring in thin-walled base materials



- Base material: concrete
- Performs in base material of questionable strength
- Internally threaded anchor for easy removability and service work

DOUBLE EXPANSION

09510-PWR	1/4"
09520-PWR	3/8"
09525-PWR	1/2"



- Base Materials: Normal and sand lightweight concrete, concrete over metal deck, grouted concrete, masonry, (CMU) clay and brick masonry
- Designed for standard ANSI tolerance drill bits
- Patented thread design offers toughened threads for tapping high strength concrete

SCREW-BOLT+™

PFM1411380	1/2" X 3"
PFM1411240	3/8" X 3"
PFM1411100	1/4" X 3"
PFM1411280	3/8" X 4"
PFM1411460	1/2" X 5"



ZIP-IT® KITS

02368-PWR	50 Nylon Zip-It Anchors with #8 x 1" screws. For wall thickness 3/8" to 1"
02369Z-PWR	50 Zinc Zip-It Anchors with #8 x 1" screws. For wall thickness 3/8" to 1"
02367-PWR	50 Nylon Zip-It Jr with #6 x 1" screws (includes #2 Phillips driver bit). For Wall thickness 3/8" to 5/8"



- Base materials: Normal-weight concrete, solid or hollow concrete, masonry solid or hollow, brick, masonry, gypsum wallboard

BANTAM PLUG AND SCREW

08934-PWR	Anchor size #8-#10. Screw size #8 x 1" - 100 QTY
08938-PWR	Anchor size #10- #12. Screw size #12 x 1" - 100 QTY



- Base Materials: Normal and sand-lightweight concrete, concrete over metal deck, grouted concrete masonry (CMU)
- Consistent performance in high and low strength concrete
- Anchor can be installed through standard fixture holes



POWER-STUD®+ SD1

7400SD1-PWR	1/4" x 1-3/4"
7404SD1-PWR	1/4" x 3-1/4"
7410SD1-PWR	3/8" x 2-1/4"
7412SD1-PWR	3/8" x 2-3/4"
7413SD1-PWR	3/8" x 3"
7415SD1-PWR	3/8" x 3-3/4"
7420SD1-PWR	1/2" x 2-3/4"
7422SD1-PWR	1/2" x 3-3/4"
7423SD1-PWR	1/2" x 4-1/2"

POWER-STUD®+ SD1

7424SD1-PWR	1/2" x 5-1/2"
7430SD1-PWR	5/8" x 3-1/2"
7434SD1-PWR	5/8" x 6"
7400SD1-PWR	1/4" x 1-3/4"
7402SD1-PWR	1/4" x 2-1/4"
7404SD1-PWR	1/4" x 3-1/4"
7410SD1-PWR	3/8" x 2-1/4"
7414SD1-PWR	3/8" x 3-1/2"
7415SD1-PWR	3/8" x 3-3/4"



- Base materials: Concrete block, and brick
- Variety of head styles, lengths and sizes
- All steel component design
- Preassembled anchor for immediate installation

LOK-BOLT AS®

05150S-PWR	ACORN 1/4" x 1-3/8" (AS)
05020S-PWR	HEX 3/8" x 3" (AS)
05005S-PWR	HEX 5/16 X 1 1/2 (AS)
05010S-PWR	HEX 5/16 X 2 3/8 (AS)
05015S-PWR	HEX 3/8 X 1 7/8 (AS)
05700S-PWR	TIEWIRE 5/16X2 3/8 (AS)
05815S-PWR	ROD HANGR 3/8X1 7/8 (AS)



- Base materials: Concrete Block, Brick, Wood, & Pressure Treated Lumber
- Stalgard® Coating for rust prevention in harsh elements
- Hex washer head styles
- Color blue concrete screw anchor
- Removable (reusable in wood)



ULTRACon®+

DW5366	UltraCon®+ Installation Kit
DFM12720	UltraCon®+ HWH 1/4" x 1-1/4"-Blue
DFM12722	UltraCon®+ HWH 1/4" x 1-3/4"-Blue
DFM12724	UltraCon®+ HWH 1/4" x 2-1/4"-Blue
DFM12728	UltraCon®+ HWH 1/4" X 3-1/4"-Blue
DFM12700	UltraCon®+ HWH 3/16" X 1-1/4"-Blue
DFM12726	UltraCon®+ HWH 1/4" X 2-3/4"-Blue
DFM12740	UltraCon®+ HWH 3/16" X 1-1/4"-Blue
DFM12760	UltraCon®+ HWH 1/4" X 1-1/4"-Blue
DFM12766	UltraCon®+ HWH 1/4" X 2-3/4"-Blue



- Base materials: Normal and structural sand-lightweight concrete, grout-filled concrete and brick masonry
- Suitable for overhead use where specified

SAFE-T PIN™

2800SD-PWR	1/4" (6MM) X 1-3/8"
02800-PWR	6MM SDS DRILL BIT



- Base material: Concrete, block, brick, and stone
- General purpose anchoring
- Installs in a variety of base materials



ZAMAC NAILIN® ANCHOR

02808-PWR	MH 1/4" X 1"
02814-PWR	MH 1/4" X 1-1/4"
02820-PWR	MH 1/4" X 1-1/2"
02826-PWR	MH 1/4" X 2"
02804-PWR	MH 1/4" X 3"



- Base material: Concrete, block, brick, and stone
- General purpose anchoring
- Removable anchor - screw can be backed out with a Phillips head driver



ZAMAC HAMMER-SCREW® ANCHOR

02840-PWR	1/4" X 1"
02842-PWR	1/4" X 1-1/4"
02844-PWR	1/4" X 1-1/2"
02846-PWR	1/4" x 2"



- Base Material: Wallboard
- Ideal for mounting light electrical fixtures, fastening drapery supports, installing phone systems, miscellaneous hardware, etc.

ZINC ZIP-IT®

02346Z-PWR	W/O SCREWS
02349Z-PWR	W/ SCREWS
02316-PWR	WALL DOG ZINC PAN HD 1-1/4"



- Base materials: Wallboard, plaster, hollow concrete masonry, pre-cast hollow core concrete plank
- Easy to use and works in a variety of base materials
- Adjustable to accommodate various wall thickness up to 2-1/2"

TOGGLE BOLT ROUND HEX HEAD

04231-PWR	RH 1/4" x 3"
04233-PWR	MH 1/4" x 3"
04241-PWR	RH 1/4" x 4"
04243-PWR	MH 1/4" x 4"



- Base materials: Wallboard, hollow concrete masonry
- Adjustable to accommodate various wall thickness up to 2-1/2"
- Allows for fixture and bolt/screw removal and re-anchoring



STRAP-TOGGLE™

04052-PWR	3/16" x 4"
04054-PWR	1/4" x 4"
04056-PWR	3/8"
04058-PWR	1/2"

PLACE UP TO 315

CUSTOMIZED HANGERS IN 6 MINUTES WITH HANGERWORKS® PRO

HangerWorks® PRO

AUTOMATE HANGER PLACEMENT AND DESIGN FOR MEP SYSTEMS SUCH AS PIPE, DUCT, CONDUIT, AND CABLE TRAYS.



PREFABRICATION SPOOLS



AUTOMATED POINT LOADS & SEISMIC BRACING



BILL OF MATERIALS



FIELD LAYOUT POINTS



CUSTOMIZABLE DESIGNS



CLASH DETECTION



ENGINEERING QUICK STAMPS



PLUG-IN FOR AUTODESK REVIT

For Technical Support: Submittals, Approvals, Listings, SDS/MSD, CAD/BIM models
W: anchors.dewalt.com | E: anchors@dewalt.com | P: (800) 524-3244

CAST-IN-PLACE ROD HANGER ANCHORS



DDI™+ (Deck Insert)

- Pre-mounted self drilling screws for convenient installation
- Fine-tuned thread length for guaranteed minimum embedment
- Lengthened "T" brace for more flexible installation positions



DEWALT #	ROD SIZE	BOX QTY	PALLET QTY
PFM2511100	3/8"	20	720
PFM2511110	1/2"	20	240
PFM2511120	5/8"	20	240
PFM2511130	3/4"	12	360

Wood-Knocker® II+

- Sturdy base design resists inserts from being kicked over after placement
- Inserts can be installed in form pours only 3.5" thick;
- Low Profile inserts can be installed in form pours only 2.5" thick
- Suitable for seismic and wind loading
- Multi thread inserts allow for multiple diameters using the same part
- Multi thread inserts have performance data for tension and shear loading for all rod sizes
- Push-In thread version does not require turning threaded rod elements during installation
- Push-In thread version rod compatibility accepts burred or oiled rods and commonly available standard UNC threaded rods



WOOD-KNOCKER II+				
DEWALT #	ROD SIZE	COLOR	BOX QTY	PALLET QTY
PFM2521350	3/8" & 1/2"	GREY	100	3,600
PFM2525834	5/8" & 3/4"	BLACK	50	1,800
PFM253381258	3/8" & 1/2" & 5/8"	ORANGE	50	1,800
PFM253143812	1/4" & 3/8" & 1/2"	TEAL	100	3,600

WOOD-KNOCKER II+ LOW PROFILE				
DEWALT #	ROD SIZE	COLOR	BOX QTY	PALLET QTY
PFM2501438	1/4" & 3/8"	YELLOW	250	9,000

PAN-KNOCKER II+ (NO NAIL)				
DEWALT #	ROD SIZE	COLOR	BOX QTY	PALLET QTY
PFM2501438NN	1/4" & 3/8"	WHITE	250	9,000
PFM2525834NN	5/8" & 3/4"	BLACK	100	3,600
PFM253143812NN	1/4" & 3/8" & 1/2"	TEAL	100	3,600


PAN-KNOCKER II+ PUSH IN				
DEWALT #	ROD SIZE	COLOR	BOX QTY	PALLET QTY
PFM2610012NN	1/2"	YELLOW	50	1,600
PFM2610038NN	3/8"	GREEN	50	1,600

WOOD-KNOCKER II+ PUSH IN				
DEWALT #	ROD SIZE	COLOR	BOX QTY	PALLET QTY
PFM2610038	3/8"	GREEN	50	1,600
PFM2610012	1/2"	YELLOW	50	1,600

All DEWALT Cast-in-place anchors have recognition in cracked & uncracked concrete including seismic and wind loading (Category 1 Anchors)

Bang-It®+

- Sturdy base design resists inserts from being kicked over after placement
- Inserts can be installed in upper and lower steel deck profiles with limited concrete topping thickness
- Suitable for seismic and wind loading
- Multi thread inserts allow for multiple diameters using the same part
- Multi thread inserts have performance data for tension and shear loading for all rod sizes
- Push-In thread version does not require turning threaded rod elements during installation
- Push-In thread version rod compatibility accepts burred or oiled rods and commonly available standard UNC threaded rods



BANG-IT+				
DEWALT #	ROD SIZE	COLOR	BOX QTY	PALLET QTY
PFM3525834	5/8" & 3/4"	BLACK	50	1,800
PFM353143812	1/4" & 3/8" & 1/2"	TEAL	75	2,700
PFM3523812	3/8" & 1/2"	GREY	75	2,700
PFM353381258	3/8" & 1/2" & 5/8"	ORANGE	50	1,800

BANG-IT+ PUSH IN				
DEWALT #	ROD SIZE	COLOR	BOX QTY	PALLET QTY
PFM3610038	3/8"	GREEN	50	1,600
PFM3610012	1/2"	YELLOW	50	1,600



BANG-IT BRIDGE BAR			
DEWALT #	DESCRIPTION	BOX QTY	PALLET QTY
PFM3613000	Bang-It+ Bridge Bar	20	1,280

PUSH IN Coupler



- Hex nut side enables installation with a wrench
- Cinch nut mechanism designed to eliminate thread misalignment
- Threaded rod compatibility accepts burred or oiled rods and commonly available standard UNC threaded rods
- Separate thread-in and push-in sides designed for attaching existing anchor points to pre-fabrication assemblies

COUPLER PUSH IN			
DEWALT #	DESCRIPTION	BOX QTY	PALLET QTY
PFM3613012	1/2" Coupler Push In	20	1,680
PFM3613038	3/8" Coupler Push In	20	2,880

INSTALL TOOLS AND ACCESSORIES		
DEWALT #	DESCRIPTION	BOX QTY
PFM3612000	Wood-Knocker II Install Tool	1
PFM3612001	Magnetic Tip & Detent Pin for Wood-KnockerII+ Install Tool	1
PFM3612002	Detent Pin for Wood-Knocker II+ Install Tool	1
PFM3611000	Deck Driller Extension	1



GAS CONCRETE NAILER

DGN845D1
20V MAX* XR TRAK-IT C6 GAS NAILER
2.0AH KIT

DGN845
(Tool Only)



SCAN FOR MORE INFO
(Spec Sheet)

GAS CONCRETE NAILER ACCESSORIES

DEWALT #	DESCRIPTION	QTY
DGN845080	Trak-It C6 Fuel Cell	1
DGN8451	Magnetic Stick-E Nose Piece	1
DGN8452	Stick-E Nose Piece	1
DGN8453	Standard/ Drywall Nose Piece	1
DGN8454	Trak-It C6 1-1/2" Magazine	1



DGN845080

CORDLESS AND GAS FASTENERS

CONCRETE PINS

DEWALT #	DESCRIPTION	QTY
DCN890075	CCN Pin 3/4" x .102" (Z)	1000
DCN8912075	CCN Pin 3/4" x .120" (Z)	1000
DCN891075	CCN Pin 3/4" x .145" (Z)	1000
DCN890100	CCN Pin 1" x .102" (Z)	1000
DCN890125	CCN Pin 1-1/4" x .102" (Z)	1000
DCN890150	CCN Pin 1-1/2" x .102" (Z)	1000
DCN890225	CCN Pin 2-1/4" x .137" (Z)	500



STEEL PINS

DEWALT #	DESCRIPTION	QTY
DCN8910500	CCN Pin 1/2" x .120" (T Z)	1000
DCN8907804	CCN Pin .780" x .102" / .088" (K S Z)	1000



CONCRETE / STEEL / HYBRID PINS

DEWALT #	DESCRIPTION	QTY
DCN8910680	CCN Pin .680" x .120" / .102" (S YZ)	1000
DCN8917300	CCN Pin .730" x .120" / .102" (S YZ)	1000
DCN8941380	CCN Pin .108" x 1-3/8" (Z)	1000



CORDLESS CONCRETE NAILER

DCN890P2
2-1/4" MAGAZINE 20V MAX*
CORDLESS CONCRETE NAILER KIT

DCN891P2
1" MAGAZINE 20V MAX*
CORDLESS CONCRETE
NAILER KIT

DCN891B
(Tool Only)



SCAN FOR MORE INFO
(Spec Sheet)

CORDLESS CONCRETE NAILER ACCESSORIES

DEWALT #	DESCRIPTION	QTY
DCN8903	Stick-E™ Nose Piece	1
DCN8905	Pole Tool	1
DCN8902	Magnetic Stick-E™ Contact Trip	1
DCN8907	Cordless Concrete Nailer 1" Mag	1
DCN8906	Cordless Concrete Nailer 2-1/4" Mag	1
DCN8901	Driver Blade Replacement Kit	1

CORDLESS AND GAS STICK-E FASTENING ASSEMBLIES

STICK-E WASHERS

DEWALT #	DESCRIPTION	QTY
DFD405112	1/2" Diameter Strap Metal Washer	100



STICK-E CEILING CLIP ASSEMBLIES

DEWALT #	DESCRIPTION	QTY
DFD405550	90° Clip Angle, 5/16" Wire Hole	100



STICK-E CONDUIT STRAP ASSEMBLIES

DEWALT #	DESCRIPTION	QTY
DFD405312R	1/2" Diameter	100
DFD405334R	3/4" Diameter	100
DFD405310R	1" Diameter	100



STICK-E CONDUIT CLAMP ASSEMBLIES

DEWALT #	DESCRIPTION	QTY
DFD405412	1/2" Diameter	50
DFD405434	3/4" Diameter	50
DFD405410	1" Diameter	50



STICK-E ROD HANGER CLIPS

DEWALT #	DESCRIPTION	QTY
DFD405214	1/2" Diameter	100
DFD405238	3/8" Diameter	100



STICK-E CABLE TIE DONUT

DEWALT #	DESCRIPTION	QTY
DFD405902	1-1/4" Diameter	100



POWDER ACTUATED



.300 PINS, ASSEMBLIES & CLIPS

50012-PWR	.300 HEAD PIN 1/2" KNRL	ICC ES
50022-PWR	.300 HEAD PIN 3/4"	ICC ES
50040-PWR	.300 HEAD PIN 2-1/4"	ICC ES
50370-PWR	.300 CEILING CLIP ASSEMBLY	ICC ES
50376-PWR	.300 WITH POST NUT ROD HANGER	
50382-PWR	.300 CONDUIT CLIP	

- High quality powder loads, designed for consistency and reliability.
- Specific load types are designed for each unique powder actuated tool

POWDER ACTUATED TOOLS

52000-PWR	P 3500 POWDER TOOL DELUXE KIT
52051-PWR	SNIPER TOOL
52053-PWR	6' EXTENSION POLE
52061-PWR	8' EXTENSION POLE



POWDER LOADS

50622-PWR	LOAD .27 SAFETY STRIP GREEN
50626-PWR	LOAD .27 SAFETY STRIP YELLOW
50630-PWR	LOAD .27 SAFETY STRIP RED



ADHESIVES

ACRYLIC ADHESIVES



AC50+™		
08497-PWR	28 fl. oz Dual Cartridge	



AC100+ GOLD®		
8478SD-PWR	9.5 fl. oz Quick Shot	
8486SD-PWR	11.5 fl. oz Dual Cartridge	
8490SD-PWR	28 fl. oz Dual Cartridge	



AC200+™		
PFC1271050	9.5 fl. oz Quick-Shot	
PFC1271150	29 fl. oz Dual Cartridge	



DISPENSERS

DISPENSERS

08437-PWR	MANUAL 9 OZ / 9.5 OZ
08485-PWR	MANUAL 11.5 OZ
08494-PWR	MANUAL 28 OZ
DCE560D1	20V QUICK SHOT DISPENSER KIT
DCE560B	20V QUICK SHOT DISPENSER (BARE)
DCE595D1	20V ACRYLIC DISPENSER KIT
DCE595B	20V ACRYLIC DISPENSER (BARE)
DCE591D1	20V EPOXY DISPENSER KIT
DCE591B	20V EPOXY DISPENSER (BARE)



EPOXY ADHESIVES




PURE 50+™		
08600-PWR	9.5 fl. oz Quick Shot	
08605-PWR	20.5 fl. oz Dual cartridge	



PURE 110+™		
08310SD-PWR	9.5 fl. oz Quick Shot	
08321SD-PWR	20.5 fl. oz Dual cartridge	
08351SD-PWR	50.5 fl. oz Dual cartridge	



PURE 220+™		
DFC114110	9.5 fl. oz Quick Shot	
DFC114121	20.5 fl. oz Dual cartridge	



FOAM ADHESIVES

Professional gun applied normal expansion polyurethane foam sealant with an extended temperature range which allows for use at temperatures as low as 23°F. It is designed to seal gaps insulate and deaden sound. Recommended for use in heating and air conditioning electrical and plumbing applications.



TRIGGERFOAM™ PRO

08133P-PWR	Fire Block Formula 29 oz.
08134P-PWR	Window & Door Formula 29 oz.
08135P-PWR	All Season Formula 29 oz.
08136N-PWR	Standard Formula 29 oz.
08128-PWR	20" Dispensing tool
08147-PWR	Cleaner 17 fl. oz.

Base Materials: Concrete Masonry, Wood, Metal

One-part polyurethane expanding foam that sets and cures into its final form by reacting to moisture and humidity present in the air. PowerFoam's exceptional ability to bond allows it to be applied to various building elements including the surfaces of concrete brick block wood steel aluminum and other miscellaneous metals. As it is being dispensed PowerFoam has a neutral odor. Cured foam is standard yellow.

POWERFOAM™

08130N-PWR	12 oz.
08132N-PWR	29 oz.

Base Materials: Concrete Masonry, Wood, Metal



ADHESIVE SEALANT

POWERSTICK™

08166N-PWR	10 oz. White
08168N-PWR	10 oz. Gray

One component universal adhesive/sealant based on proprietary MS Polymer chemistry. PowerStick is the first professional grade product on the market that delivers high bond strength and superior flexibility.

Base Materials: Concrete Masonry, Metals, Wood, Plastics



DRILIT® SELF DRILLING FASTENERS

STALGARD® HIGH-PERFORMANCE PROTECTIVE COATINGS

Durable, multi-layer, corrosion-resistant coatings are engineered to provide optimal performance in demanding construction applications. These environmentally-friendly finishes are free of chromates and silicates and any process, like electroplating, that might induce hydrogen embrittlement, preventing structural failures.

- Eliminates separate drilling and tapping operations
- Fasteners coated with Stalgard finish typically show no red rust or other base metal corrosion on significant surfaces even after 1000 hours of 5% neutral salt spray exposure (per ASTM B117)
- Approvals & Listings: ICC-ES ESR-3294 available on some SKUS



#8 DIAMETER, #2 PHILLIPS PAN HEAD					
DEWALT#	DESCRIPTION	POINT	FINISH	QTY	
DFSEDD266	8-18 x 3/4	#2	Stalgard®	10,000	



#8 DIAMETER, 1/4" HEX WASHER HEAD					
DEWALT#	DESCRIPTION	POINT	FINISH	QTY	
DFSEDA236	8-18 x 1/2	#2	Stalgard®	10,000	
DFSEDA261	8-18 x 3/4	#2	Stalgard®	8,000	
DFSEDA286	8-18 x 1	#2	Stalgard®	5,000	



#10 DIAMETER, 5/16" HEX WASHER HEAD WITH SERRATIONS					
DEWALT#	DESCRIPTION	POINT	FINISH	QTY	
DFSEFC460	10-16 x 3/4	#3	Zinc	6,000	



#10 DIAMETER, 5/16" HEX WASHER HEAD					
DEWALT#	DESCRIPTION	POINT	FINISH	QTY	
DFSEDB401	10-16 x 1/2	#2	Stalgard®	5,000	ICCS
DFSEDB446	10-16 x 3/4	#3	Stalgard®	6,000	ICCS
DFSEDB486	10-16 x 1	#3	Stalgard®	5,000	ICCS

#12 DIAMETER, 5/16" HEX WASHER HEAD					
DEWALT#	DESCRIPTION	POINT	FINISH	QTY	
DFSEDB741	12-14 x 3/4	#3	Stalgard®	5,000	ICCS
DFSEDB761	12-14 x 1	#3	Stalgard®	4,000	ICCS